

## Assembly Instructions

**READ THROUGH THESE INSTRUCTIONS PRIOR TO STARTING ASSEMBLY.**

### Document Instructions

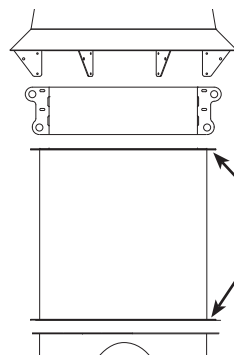
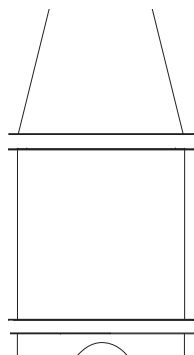
Use Document #1016009 with fastener kits 879430 and 879431. These kits are to be used with the Vektor-MD model. The fasteners contained within the kit are to be used to attach the silencer to the Vektor-MD dilution style nozzle, a silencer to the blower housing, or a silencer to a stack extension. Systems supplied with inline discharge silencers always have the nozzle section ship separate. The silencer is installed between the fan housing and nozzle. Use the images located within this document to locate the position of the fasteners on the unit.

### Assembly Instructions

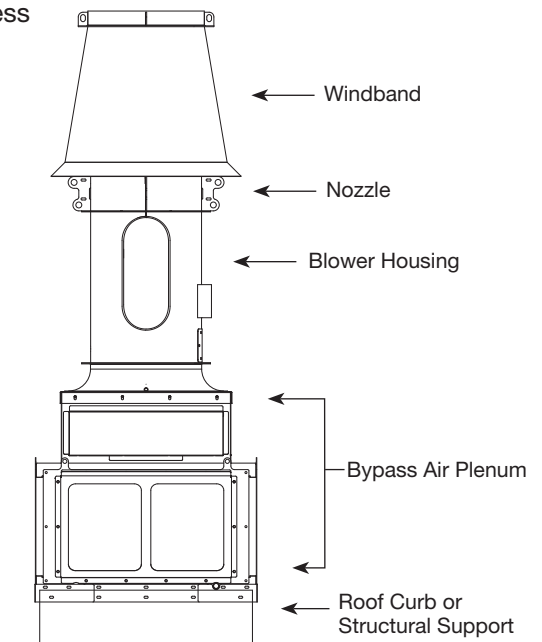
1. See Greenheck Document #464652 (Installation, Operation and Maintenance Manual: Vektor-MD, Vektor-MH and Vektor-MS) for full installation instructions.
2. The fastener kit includes fasteners for one flange. If the fan includes stack extensions, multiple fastener kits will be supplied for each flange.
3. See image below to locate bolt holes. Install moly-coated 316 stainless steel screws (provided).

### Tools Required

- Cordless drill (electric or pneumatic)
- 1/2 inch nut setter



8-16X per Flange



### FASTENER KIT 879430 – VEKTOR-M SIZE 15-27

| Part Description                        | Part #  | Quantity |
|---|---------|----------|
| CS,HH,.313-18X1,SS,316,MOLY,W/EPDM WSHR | 416511  | 8        |
| Assembly Instructions                   | 1016009 | 1        |

### FASTENER KIT 879431 – VEKTOR-M SIZE 30-54

| Part Description                        | Part #  | Quantity |
|---|---------|----------|
| CS,HH,.313-18X1,SS,316,MOLY,W/EPDM WSHR | 416511  | 16       |
| Assembly Instructions                   | 1016009 | 1        |