

Application

The AMD-33 combines the functionality of an accurate airflow measuring station and a low leakage control damper into one compact assembly that both measures and regulates airflow volumes to a target set-point. The AMD-33 comes standard with a modulating actuator and a properly sized pressure transducer that output a signal proportional to cfm. A field supplied controller can use the transducer's signal along with the flow formula: $CFM = Area * K * (P_{transducer})^m$ to regulate the modulating actuator to the target set-point. K & m are factory supplied variables specific to each damper.

Ratings

Velocity

300 - 3000 fpm (1.5 - 15.2 m/s)

Leakage

6 cfm/ft² @ 4 in. wg (110 cmh/m² @ 1 kPa)
3 cfm/ft² @ 1 in. wg (55 cmh/m² @ 0.25 kPa)

Temperature

-20°F to 180°F (-29°C to 82°C). Consult factory for temperature lower than -20°F (-29°C)

Transducer Operating Temperature

-4°F to 140°F (-20°C to 60°C)

Airflow Monitoring Accuracy

5% of reading

W x H	Minimum Size		Maximum Size	
	External	Internal	Single Section	Multiple Section*
Inches	6 x 6	8 x 6	60 x 74	120 x 148
mm	152 x 152	203 x 152	1524 x 1880	3048 x 3759

* For sizes larger than listed, consult factory

Features & Control Options

- 24 VAC modulating actuator mounted externally or internally
- Factory supplied 0-10 VDC pressure transducer
- Clean wrap
- Retaining angles



W & H dimension furnished approximately 1/4 in. (6mm) undersize.

Construction

	Standard	Optional
Frame Material	Galvanized Steel	-
Frame Material Thickness	16 ga. (1.5 mm)	12 ga. (2.7 mm)*
Frame Type	5 in. x 1 in. hat channel	-
Blade Material	Galvanized steel	-
Blade Type	Airfoil	-
Blade Action	Parallel	-
Linkage	Plated steel out of airstream, concealed in jamb	316SS
Axle Bearings	Synthetic (acetal) sleeve type	316SS
Axle Material	Plated steel	316SS
Blade Seals	TPE	Silicone
Jamb Seals	Stainless Steel	-
Sleeve	12 in. (305 mm)	12 in. - 48 in. (305 mm - 1219 mm)
Sleeve Gauge	20 ga.	14 ga. or 16 ga.
Flange	None	1 1/2 in. (38mm); Upstream side, Downstream side, Both Sides
Air Straightener	Polycarbonate Honeycomb	-
Actuator	24 VAC 50/60 Hz	24 VAC w/ auxiliary switches, Manual quadrant

*When 12 ga. frame is selected and the damper height is less than 17 inches, low profile top and bottom frame members are utilized. These low profile frame members will be made from 16 ga. material.

Document Links



[INSTALLATION](#)



[CONTROLLER
INSTRUCTIONS](#)




[CATALOG](#)



[SELECTION GUIDE](#)

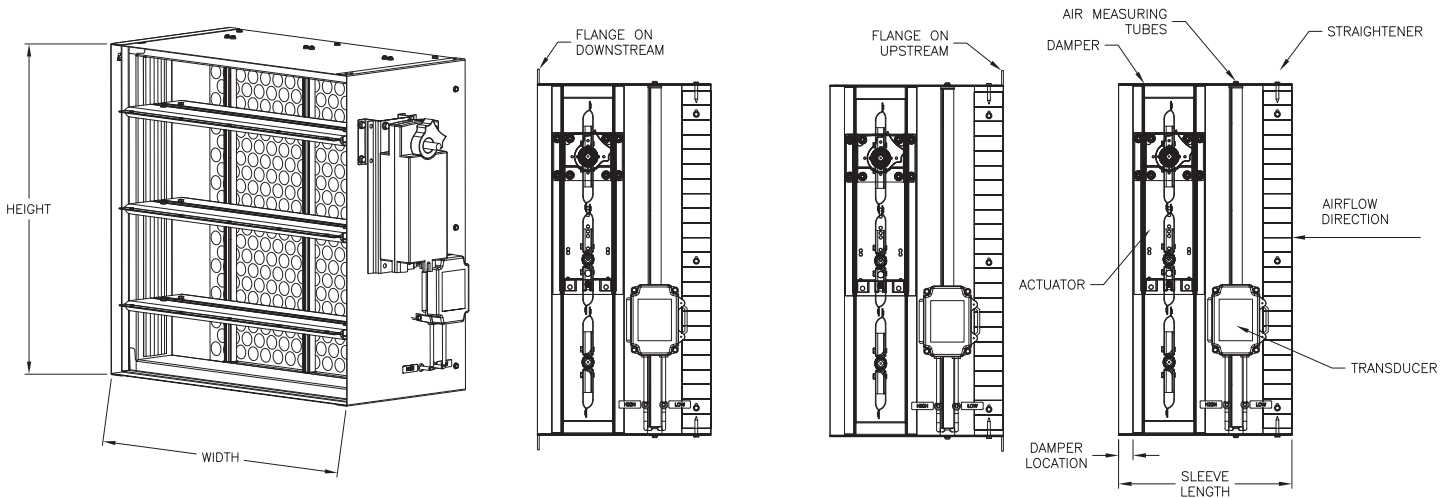


[SPECIFICATIONS](#)



[WARRANTY](#)

AMD-33 mounting styles



Factory Supplied Controls

By adding a factory supplied controller AMD series airflow measuring dampers become a turn-key solution for measuring and controlling the flow of air. Go to www.greenheck.com for complete instructions on these two controllers.

Vari-Green® Constant Volume Controller

Greenheck's Vari-Green Constant Volume Controller is a highly configurable analog based controller. The controller can accept a cfm setpoint either remotely by way of an analog input or locally by using touch sensitive buttons on its cover. The controller then regulates the position of the AMD's actuator to deliver the requested cfm. An analog output on the controller also supplies a signal that is proportional to the real-time cfm.

The Vari-Green Constant Volume Controller features a two line backlit LCD display to show the user the current CFM setpoint, the real-time cfm, the current pressure reading, and the AMD's actuator position.

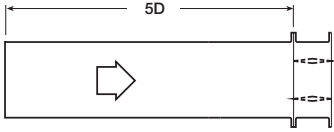


Pressure Drop Data



Greenheck Fan Corporation certifies that the model AMD-33 shown herein is licensed to bear the AMCA Seal. The ratings shown are based on tests and procedures performed in accordance with AMCA Publication 511 and comply with the requirements of the AMCA Certified Ratings Programs. The AMCA Certified Ratings Seal applies to Air Leakage and Air Performance ratings.

AMCA 5.2



12 in. x 12 in. (305mm x 305mm)

Velocity (fpm)	Pressure Drop (in. wg)
500	0.041
1000	0.131
1500	0.266
2000	0.437
2500	0.658
3000	0.927
3500	1.245
4000	1.591

24 in. x 24 in. (610mm x 610mm)

Velocity (fpm)	Pressure Drop (in. wg)
500	0.025
1000	0.099
1500	0.222
2000	0.394
2500	0.616
3000	0.887
3500	1.208
4000	1.577

36 in. x 36 in. (914mm x 914mm)

Velocity (fpm)	Pressure Drop (in. wg)
500	0.025
1000	0.078
1500	0.156
2000	0.259
2500	0.388
3000	0.533
3500	0.706
4000	0.914

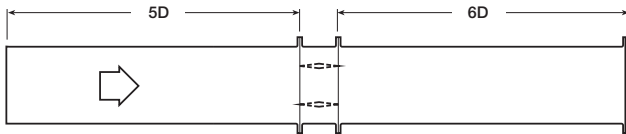
12 in. x 48 in. (305mm x 1219mm)

Velocity (fpm)	Pressure Drop (in. wg)
500	0.034
1000	0.103
1500	0.213
2000	0.357
2500	0.541
3000	0.757
3500	1.017
4000	1.326

48 in. x 12 in. (1219mm x 305mm)

Velocity (fpm)	Pressure Drop (in. wg)
500	0.036
1000	0.102
1500	0.214
2000	0.359
2500	0.547
3000	0.772
3500	1.034
4000	1.339

AMCA 5.3



12 in. x 12 in. (305mm x 305mm)

Velocity (fpm)	Pressure Drop (in. wg)
500	0.04
1000	0.12
1500	0.24
2000	0.40
2500	0.60
3000	0.84
3500	1.12
4000	1.44

24 in. x 24 in. (610mm x 610mm)

Velocity (fpm)	Pressure Drop (in. wg)
500	0.03
1000	0.09
1500	0.17
2000	0.28
2500	0.43
3000	0.60
3500	0.80
4000	1.03

36 in. x 36 in. (914mm x 914mm)

Velocity (fpm)	Pressure Drop (in. wg)
500	0.03
1000	0.07
1500	0.14
2000	0.23
2500	0.35
3000	0.48
3500	0.64
4000	0.82

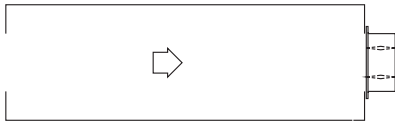
12 in. x 48 in. (305mm x 1219mm)

Velocity (fpm)	Pressure Drop (in. wg)
500	0.03
1000	0.10
1500	0.20
2000	0.34
2500	0.51
3000	0.72
3500	0.97
4000	1.26

48 in. x 12 in. (1219mm x 305mm)

Velocity (fpm)	Pressure Drop (in. wg)
500	0.03
1000	0.09
1500	0.19
2000	0.33
2500	0.50
3000	0.71
3500	0.96
4000	1.24

AMCA 5.5



12 in. x 12 in. (305mm x 305mm)

Velocity (fpm)	Pressure Drop (in. wg)
500	0.07
1000	0.24
1500	0.50
2000	0.86
2500	1.33
3000	1.89
3500	2.57
4000	3.30

24 in. x 24 in. (610mm x 610mm)

Velocity (fpm)	Pressure Drop (in. wg)
500	0.05
1000	0.19
1500	0.41
2000	0.71
2500	1.10
3000	1.56
3500	2.13
4000	2.80

36 in. x 36 in. (914mm x 914mm)

Velocity (fpm)	Pressure Drop (in. wg)
500	0.05
1000	0.16
1500	0.34
2000	0.57
2500	0.88
3000	1.24
3500	1.67
4000	2.19

12 in. x 48 in. (305mm x 1219mm)

Velocity (fpm)	Pressure Drop (in. wg)
500	0.06
1000	0.19
1500	0.41
2000	0.71
2500	1.09
3000	1.54
3500	2.08
4000	2.70

48 in. x 12 in. (1219mm x 305mm)

Velocity (fpm)	Pressure Drop (in. wg)
500	0.05
1000	0.19
1500	0.41
2000	0.71
2500	1.10
3000	1.55
3500	2.10
4000	2.75

Air leakage is based on operation between 32°F (0°C) and 120°F (49°C).

Tested for leakage in accordance with ANSI/AMCA Standard 500-D, Figure 5.5.

Tested for air performance in accordance with ANSI/AMCA Standard 500-D, Figures 5.2, 5.3 and 5.5.

Torque

Data are based on a torque of 7.0 in. lb./ft² (0.79 N-m) applied to close and seat the damper during the test.

AMD-33	Leakage Class*		
Maximum Damper Width	1 in. wg (0.25 kPa)	4 in. wg (1 kPa)	8 in. wg (2 kPa)
60 in. (1524mm)	1A	1	1



Greenheck Fan Corporation certifies that the model AMD-33 shown herein is licensed to bear the AMCA Seal. The ratings shown are based on tests and procedures performed in accordance with AMCA Publication 511 and comply with the requirements of the AMCA Certified Ratings Programs. The AMCA Certified Ratings Seal applies to Air Leakage and Air Performance ratings.

*Leakage Class Definitions

The *maximum* allowable leakage is defined by AMCA as the following:

- Leakage Class 1A - 3 cfm/ft² @ 1 in. wg (class 1A is only defined at 1 in. wg).
- Leakage Class 1
 - 4 cfm/ft² @ 1 in. wg
 - 8 cfm/ft² @ 4 in. wg
 - 11 cfm/ft² @ 8 in. wg
 - 12.6 cfm/ft² @ 10 in. wg