

# Selection Guide for Energy Recovery, Packaged Ventilation Systems and Make-Up Air

BINDER TAB	Model	Energy Recovery		Heating Options				Cooling Options				Low Sound Condenser Fans	Blower Type			Performance		
		Energy Wheel	Energy Core	Hot Water	Indirect Gas	Electric	Air Source Heat Pump	Chilled Water	Air Source Heat Pump	Split Direct Expansion (DX)	Packaged Direct Expansion (PDX)		Forward-Curved	Backward-Inclined	Airfoil Plenum	Minimum Volume (cfm)	Maximum Volume (cfm)	Maximum Static Pressure (in. wg)

## ENERGY RECOVERY VENTILATORS

<b>PRECONDITIONERS</b>	ERM	✓															600	10,000	-
	MiniVent	✓											✓				150	850	1
	ERV	✓											✓				300	12,000	1.5
	ERVe	✓											✓				1,000	6,000	1
	MiniCore		✓										✓				150	1,000	1
	ECV		✓											✓			300	5,000	1

## PACKAGED VENTILATION SYSTEMS (DEDICATED OUTDOOR AIR SYSTEMS)


<b>PACKAGED VENTILATION SYSTEMS</b>	RV			✓	✓	✓	✓	✓	✓	✓	✓	✓			✓	500	18,000	3
	RVE	✓		✓	✓	✓	✓	✓	✓	✓	✓	✓			✓	500	18,000	3
	RVC		✓	✓	✓	✓	✓	✓	✓	✓	✓	✓			✓	500	15,000	3



ERM



MiniVent



ERV/ERVe



MiniCore



ECV



RVE



RVC

BINDER TAB	Model	Airflow Options		Heating Options				Cooling Options				Mounting Options		Blower Type				Performance			
		Variable Air Volume	Recirculation	Direct Gas	Indirect Gas	Steam	Hot Water	Electric	None	Chilled Water	Evaporative Cooling	Split Direct Expansion (DX)	Packaged Direct Expansion (PDX)	Low Sound Condenser Fans	Indoor	Outdoor	Forward-Curved	Mixed Flow Plenum	Direct Drive Backward-Curved	Combo Curb	Minimum Volume (cfm)

## MAKE-UP AIR

<b>DIRECT GAS-FIRED</b>	DG	✓		✓							✓			✓	✓						800	6,900	2
	DGX	✓	✓	✓					✓	✓	✓	✓	✓	✓	✓	✓	✓	✓	✓	✓	800	48,000	4
	TSU	✓	✓	✓						✓				✓	✓	✓					33,000	64,000	3
	VSU	✓	✓	✓											✓	✓					800	64,000	3
<b>INDIRECT GAS-FIRED</b>	IGX	✓	✓		✓				✓	✓	✓	✓	✓	✓	✓	✓			✓		800	15,000	3
<b>COIL HEATING/ NO HEAT</b>	KSFD								✓						✓	✓			✓		300	2,000	2.5
	KSFB	✓							✓						✓	✓			✓		1,000	10,250	2.5
	MSF	✓							✓						✓			✓	✓		500	5,300	3
	MSX	✓	✓			✓	✓	✓	✓	✓	✓	✓	✓	✓	✓	✓	✓	✓	✓	✓	800	48,000	4
	TSF	✓							✓	✓					✓	✓	✓				33,000	64,000	3



DG




DGX




TSU




VSU




IGX



KSFD/KSFB





MSF



MSX

# Selection Guide for Coils



		Custom						Booster	
		Chilled Water	Hot Water	Direct Expansion (DX)	Condenser	Standard Steam	Steam Distributing	Hot Water	Standard Steam
<b>COILS</b> Tube Diameter (inches)	5/16			✓	✓				
	3/8	✓	✓	✓	✓				
	1/2	✓	✓	✓	✓				
	5/8	✓	✓	✓	✓	✓	✓	✓	✓
	1					✓	✓		
Rows	Minimum Rows	1	1	1	1	1	1	1	1
	Maximum Rows	12	12	12	12	2*	2*	2	2
Fin Height (inches)	Minimum	<i>Fin height is dependent on tube diameter (see Tube Diameter chart)</i>						6	6
	Maximum	<i>Fin height is dependent on tube diameter (see Tube Diameter chart)</i>						24	24
	Increments of	<i>Fin height is dependent on tube diameter (see Tube Diameter chart)</i>						3	3
Fin Length (inches)	Minimum	<i>Minimum fin length is 1 inch</i>						6	6
	Maximum	<i>Maximum fin length is 200 inches (144 inches for steam) with center supports every 50 inches</i>						48**	48**
	Increments of	<i>No restrictions on fin length increments.</i>						1	1
Recommended Face Velocity (FPM)	Minimum	400	500	400	600	500	500	500	500
	Maximum	550	800	550	750	850	850	800	850

Fin Height	Minimum	Maximum	Increments of
5/16 inch	5.0	96	1.00
3/8 inch	5.0	120	1.00
1/2 inch	5.0	120	1.25
5/8 inch	4.5	120	1.50
1 inch	6.0	96	3.00

\*Minimum row of 1 inch tube diameter  
 \*\*Booster coil fin lengths are dependent on the fin height.