

Application

Model OFD-150 is a static rated out of wall fire damper for use in HVAC systems that are automatically shut down in the event of a fire. This fire damper is rated for use in walls or partitions with less than 3 hour fire resistance rating and can be mounted vertically or horizontally. Removal of grille allows access to the damper and fusible link.

Ratings

UL 555 Fire Resistance Rating

Fire Rating: 1½ hours

Construction

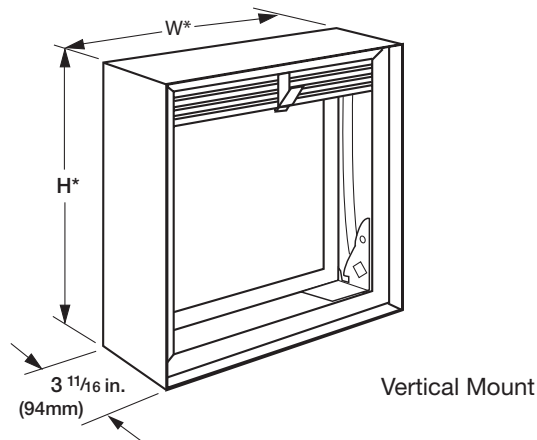
	Standard	Optional
Frame Depth	3 ¹¹ / ₁₆ in. (94mm)	
Frame Material	Galvanized steel*	-
Blade Material	Galvanized steel*	-
Closure Spring	Stainless steel	-
Fusible Link	165°F (74°C)	212°F (100°C)
Mounting	Vertical	Horizontal

* in gauges required by UL listing R13317



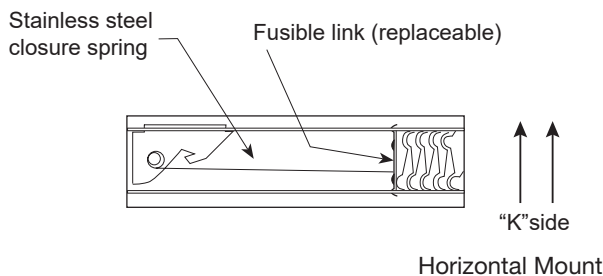
See complete marking on product.

UL 555 Classification R13317



*W & H dimensions furnished approximately ¼ in. (6mm) undersize. (Add blanket thickness [½ in. (32mm)] plus sleeve thickness for overall sleeved damper dimension.)

Oversize opening as follows: Nominal damper size + ⅜ in. (9.5mm).



Model OFD-510 meets the requirements for smoke dampers established by:

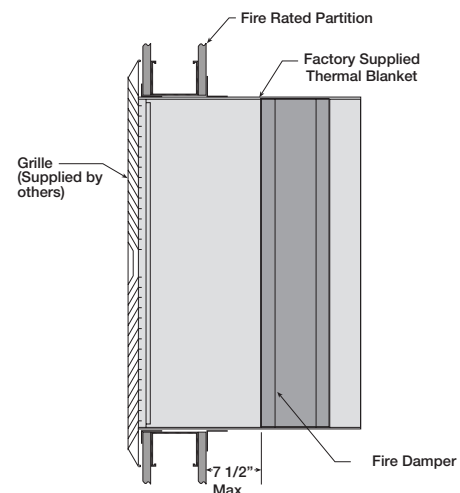
National Fire Protection Association

NFPA Standards 80, 90A, & 101

International Building Codes (IBC)

California State Fire Marshal (CSFM)

Fire Damper Listing (#3225-0981:0102)



Options

- Closed indicator switch
- [Grille tabs](#)
- Retaining Angles
- [Transitions: B2](#)

Document Links



[INSTALLATION](#)



[CATALOG](#)



[SELECTION GUIDE](#)



[INSTALLATION SOLUTIONS](#)



[WARRANTY](#)



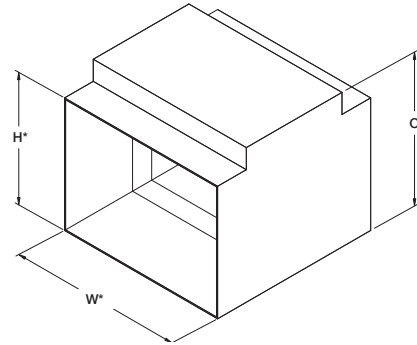
[SPECIFICATIONS](#)

Size Limitations

The following chart shows minimum and maximum damper sizes. Dimensions are in inches (mm in parentheses).

Inches (mm)	Single Section	
	Minimum	Maximum
Type A	4 x 4 (102 x 102)	36 x 36 (914 x 914)
Type B2	4 x 3 (102 x 76)	36 x 31 (914 x 787)

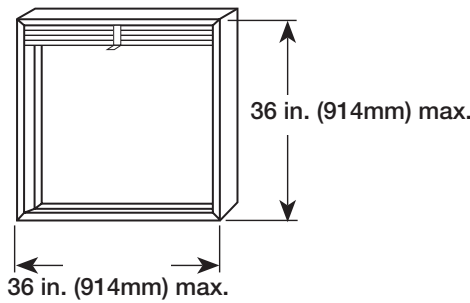
Type B2 Overall Damper Dimensions



Type A

Maximum Single Section Dimensions

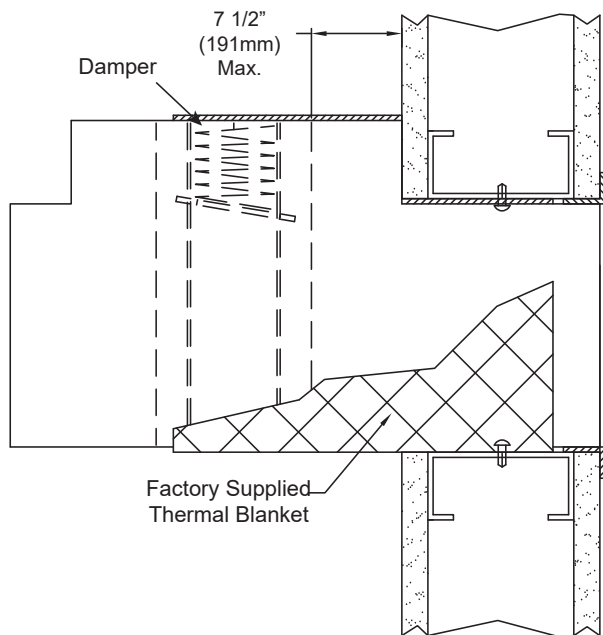
Maximum Single Section Dimensions



H*	O*
3 (76)	5 (127)
4 (102)	6 (152)
5 (127)	7 (178)
6 (152)	8 (203)
7 (178)	9 (229)
8 (203)	10 (254)
9 (229)	11 (279)
10 (254)	12 (305)
11 (279)	13 (330)
12 (305)	14 (356)
13 (330)	15 (381)
14 (356)	16 (406)
15 (381)	18 (457)
16 (406)	19 (483)
17 (432)	20 (508)
18 (457)	21 (533)
19 (483)	22 (559)
20 (508)	23 (584)
21 (533)	24 (610)
22 (559)	26 (660)
23 (584)	27 (686)
24 (610)	28 (711)
25 (635)	29 (737)
26 (660)	30 (762)
27 (686)	31 (787)
28 (711)	32 (813)
29 (737)	33 (838)
30 (762)	34 (864)
31 (787)	36 (914)

Type B2

When B2 transition is selected, a factory mounted sleeve is provided.



* Dimensions in inches (mm). These dimensions are furnished 1/4 in. (6mm) undersize.