

Application

The EMV-11 is a horizontally mounted backdraft damper that is designed to allow vertical airflow up and prevent reverse airflow. The damper is opened by air pressure differential and closed by gravity. Standard models include adjustable counterbalance to assist opening.



*W & H dimensions furnished approximately 1/4 in. (6mm) undersize.

Ratings

Pressure

Up to 10 in. wg (2.5 kPa) - differential pressure

Velocity

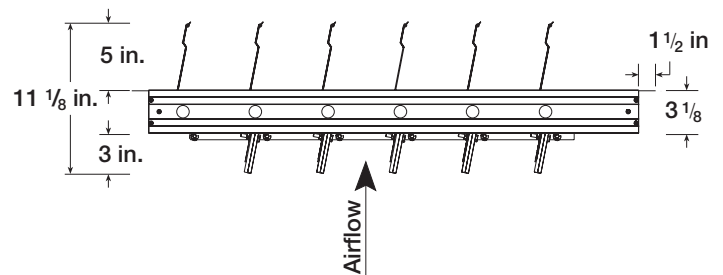
Up to 3,500 fpm (18 m/s)

Temperature

Up to 180°F (82°C)

Construction

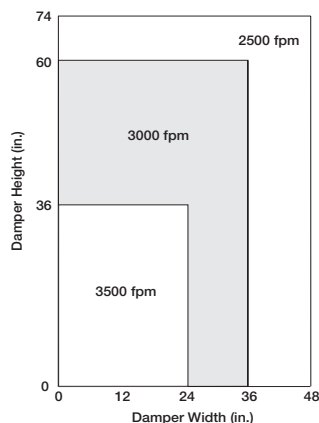
Construction	Standard
Frame Material	6063T5 Extruded Aluminum
Frame Thickness	.125 in. (3.2mm)
Blade Material	6063T5 Extruded Aluminum
Blade Thickness	.070 in. (1.8mm)
Axle	316SS
Axle Linkage	316SS
Bearings	Stainless Steel
Blade Seals	Vinyl
Paint Finish	Hi Pro Polyester
Counterbalance Weight Material	Stainless Steel



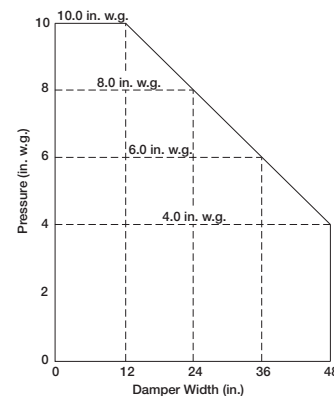
EMV-11: Flange on Discharge

W x H	Minimum Size	Maximum Single Section Size
Inches	8 x 11	96 x 74
mm	203 x 279	2438 x 1880

Velocity Limitations



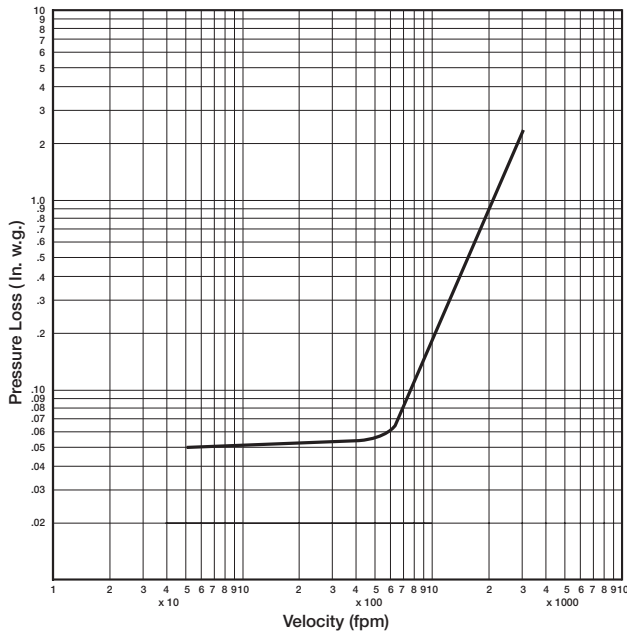
Pressure Limitations



Performance data results from testing a 36 in. x 36 in. (914mm x 914mm) damper in accordance with AMCA Standard 500-D using Figure 5.7B. All data has been corrected to represent standard air at 0.075 lb/ft³ (1.201 kg/m³).

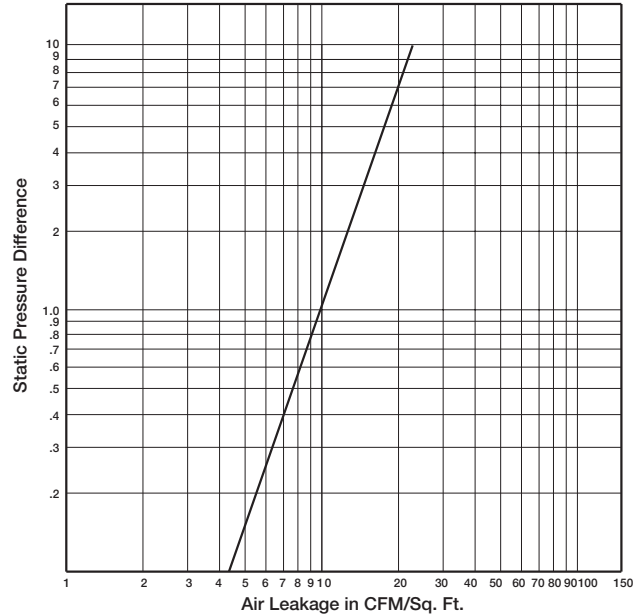
Leakage testing was conducted in accordance with AMCA Standard 500D and is expressed as CFM per sq. ft. of damper face area. All data has been corrected to represent standard air at 0.075 lb/ft³ (1.201 kg/m³).

Operational Data		ΔP in. wg (Pa)	Velocity fpm (m/s)
Damper with Standard Bearings	Blades Start to Open	0.05 (12)	55 (.28)
	Blades Fully Open	0.06 (15)	680 (3.5)



Leakage

36 in. x 36 in. (914mm x 914mm)



Specifications

Backdraft dampers meeting the following specifications shall be furnished and installed where shown on plans and/or as described in schedules.

Dampers shall consist of: heavy gauge 6063T5 extruded aluminum channel frame (0.125 in. [3.2mm] thick) with 3 1/8 in. (79mm) depth; blades from 0.070 in. (1.8mm) 6063T5 extruded aluminum; 1/2 in. (13mm) dia. stainless steel axles turning in oil impregnated stainless steel sleeve type bearings; damper shall be equipped with extruded vinyl blade seals; and internal 1/8 in. (3mm) stainless steel blade-to-blade linkage with counterbalance weights.

Damper manufacturer's printed application and performance data including pressure, velocity and temperature limitations shall be submitted for approval showing damper suitable for pressures to 10 in. wg (2.5 kPa), velocities to 3500 fpm (18 m/s) and temperatures to 180°F (82°C). Testing and ratings to be in accordance with AMCA Standard 500-D.

Basis of design is Greenheck model EMV-11.

Document Links

[Installation Instructions](#)

[Damper Product Selection Guide](#)



[Damper Warranty](#)

