

## Application

Model ABD-T is an automatic balancing damper with a square transition. The damper is designed to maintain a constant airflow volume in HVAC applications. The damper blade is calibrated to automatically adjust to changing pressures. The transition can be removed and flipped to other side of the damper using the quick adapter plate, which is included. The ABD-T can be used in both supply and exhaust applications.

## Ratings

### Pressure

0.2 in wg to 2.0 in. wg (0.05 kPa to 0.5kPa)

### Volume

25 cfm to 425 cfm (0.012 m<sup>3</sup>/s to 0.201 m<sup>3</sup>/s) size dependent

### Temperature

25°F to 150°F (-4°C to 65°C)

### UL Classified

UL 2043 for heat and visible smoke release

## Construction

	Standard
<b>Frame Material</b>	Reinforced UL 94 Thermoplastic Resins
<b>Blade Material</b>	Reinforced UL 94 Thermoplastic Resins
<b>Bearings</b>	Hydraulic blade dampener
<b>Outer Seal</b>	Removable rubber gasket
<b>Spring</b>	Stainless steel leaf type
<b>Anti-Microbial Agent</b>	Steri-Balance™ infused into plastic
<b>Adapter</b>	Quick-connect adapter ring included
<b>Transition</b>	Galvanized Steel

## Airflow Range by Size

Diameter (mm)	Individual Set Points	Airflow Range - CFM* (m <sup>3</sup> /s)
<b>4 in (102)</b>	20	25 to 130 (.012 to .061)
<b>5 in (127)</b>	20	25 to 130 (.012 to .061)
<b>6 in (152)</b>	24	50 to 275 (.024 to .130)
<b>8 in. (203) Exhaust</b>	26	125 to 400 (.059 to .189)
<b>8 in. (203) Supply</b>	26	105 to 425 (.050 to .201)

\* Note: Airflow range determined through +/- 10% of average airflow over the pressure range.



See complete marking on product.  
UL 2043 Classification  
R39668

## Transitions by Diameter

Diameter (mm)	Transition Size in inches (mm)
<b>4 in (102)</b>	6 x 6, 8 x 8, 10 x 10, 12 x 12 (152 x 152, 203 x 203, 254 x 254, 305 x 305)
<b>5 in (127)</b>	6 x 6, 8 x 8, 10 x 10, 12 x 12 (152 x 152, 203 x 203, 254 x 254, 305 x 305)
<b>6 in (152)</b>	8 x 8, 10 x 10, 12 x 12 (203 x 203, 254 x 254, 305 x 305)
<b>8 in (203)</b>	10 x 10 (254 x 254)

## Document Links

---

[Instruction Manual](#)



[ABD Trifold](#)




[Damper Interactive Selection Guide](#)



[Specifications](#)

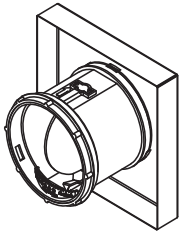


[Warranty](#)

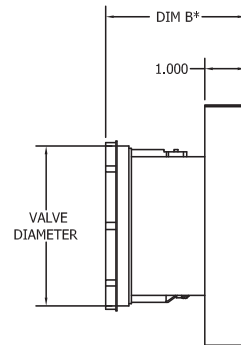
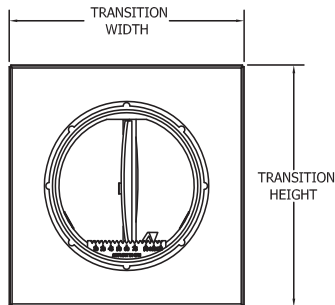


## Dimensional Drawings - Exhaust Mount

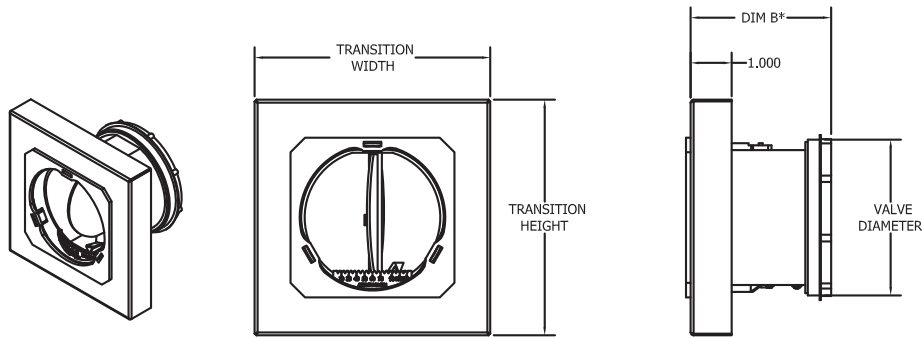
---



4" INCH MODEL WITH 6" X 6" TRANSITION  
SHOWN ON EXHAUST SIDE OF DAMPER



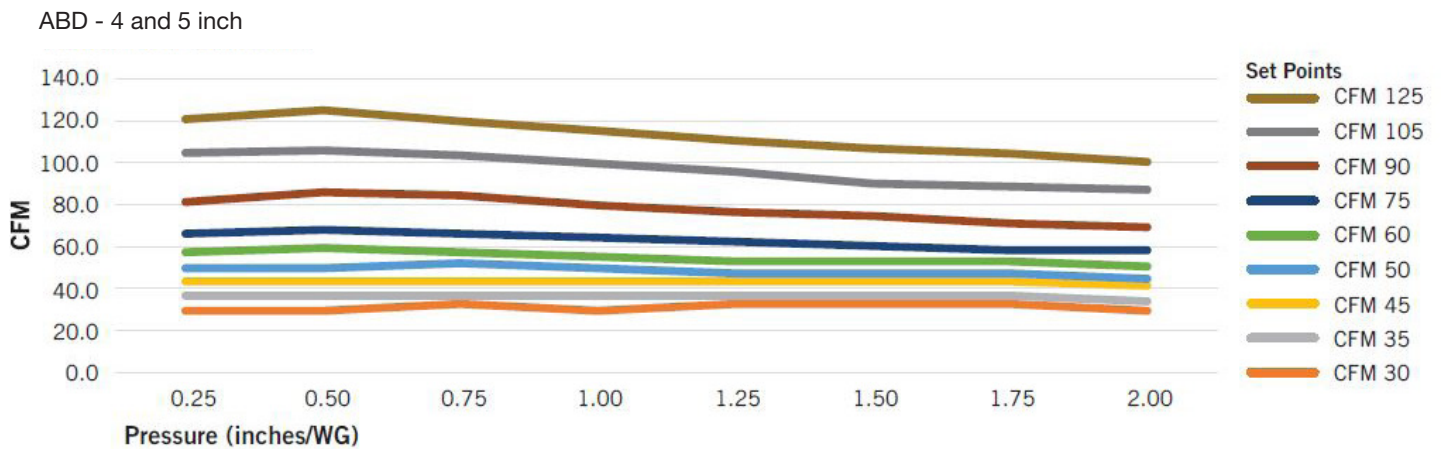
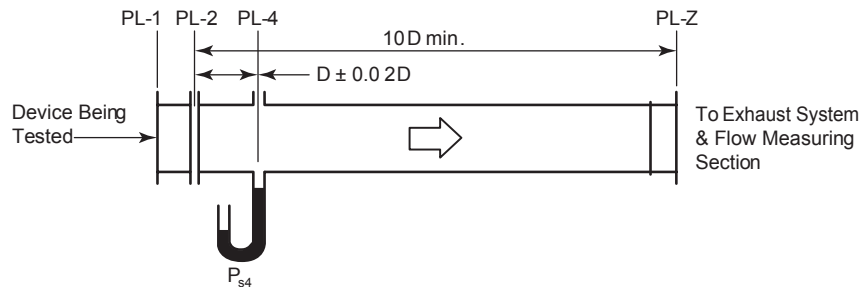
## Dimensional Drawings - Intake Mount



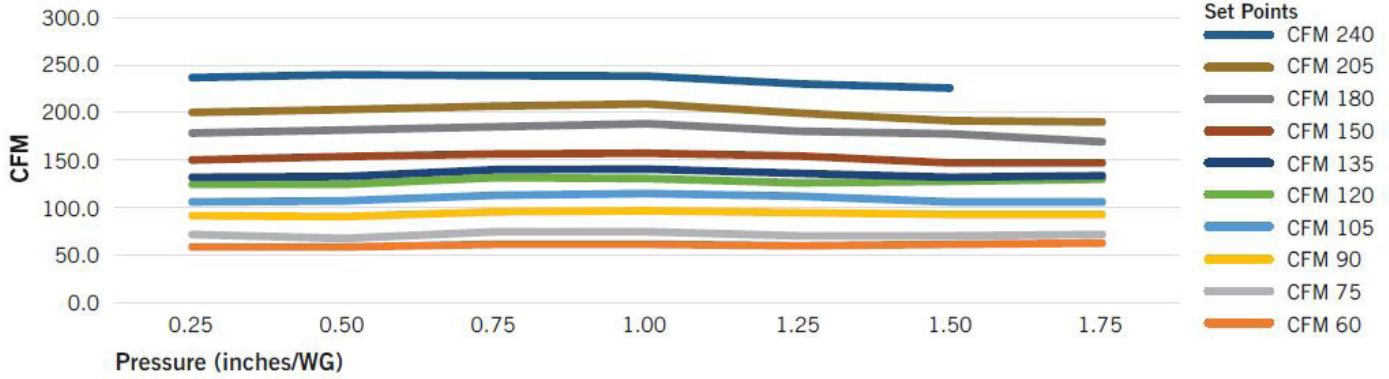
4" INCH MODEL WITH 6" X 6" TRANSITION  
SHOWN ON INTAKE SIDE OF DAMPER SHOWN

Diameter (mm)	Valve Diameter (mm)	Dim "B" (mm)
4 in (102)	3.66 in (93)	3.48 in (89)
5 in (127)	4.81 in (122)	3.72 in (94)
6 in (152)	5.66 in (144)	5.29 in (134)
8 in. (203)	7.66 in. (195)	6.96 in. (177)

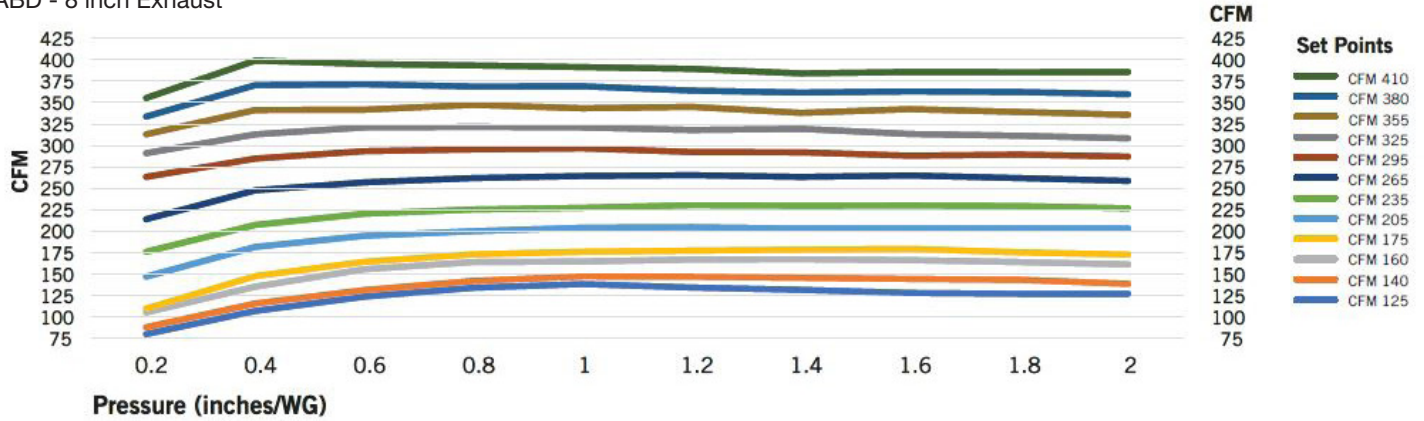
## Performance Data - Tested to AMCA Figure 5.1



ABD - 6 inch



ABD - 8 inch Exhaust



ABD - 8 inch Supply

