

Application

Model ABD is an automatic balancing damper designed to maintain a constant airflow volume in HVAC applications. The damper blade is calibrated to automatically adjust to changing pressures. The ABD can be used in both supply and exhaust applications.

Ratings

Pressure

0.2 in wg to 2.0 in. wg (0.05 kPa to 0.5kPa)

Volume

25 cfm to 425 cfm (0.012 m³/s to 0.201 m³/s) size dependent

Temperature

25°F to 150°F (-4°C to 65°C)

UL Classified

UL 2043 for heat and visible smoke release



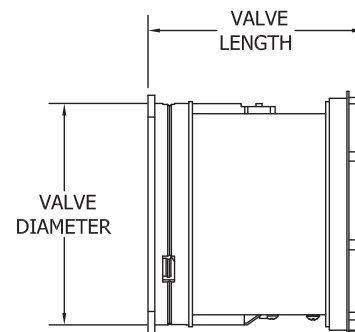
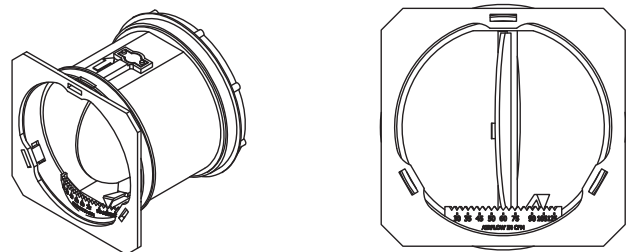
See complete marking on product.

UL 2043 Classification
R39668

Construction

	Standard
Frame Material	Reinforced UL 94 Thermoplastic Resins
Blade Material	Reinforced UL 94 Thermoplastic Resins
Bearings	Hydraulic blade dampener
Outer Seal	Removable rubber gasket
Spring	Stainless steel leaf type
Anti-Microbial Agent	Steri-Balance™ infused into plastic
Adapter	Quick-connect adapter ring included

Dimensional Drawings



Airflow Range by Size


Diameter (mm)	Individual Set Points	Airflow Range - CFM* (m ³ /s)
4 in (102)	20	25 to 130 (.012 to .061)
5 in (127)	20	25 to 130 (.012 to .061)
6 in (152)	24	50 to 275 (.024 to .130)
8 in (203) Exhaust	26	125 to 400 (.059 to .189)
8 in (203) Supply	26	105 to 425 (.050 to .201)

* Note: Airflow range determined through +/- 10% of average airflow over the pressure range.

Diameter (mm)	Valve Diameter (mm)	Valve Length (mm)
4 in (102)	3.66 in (93)	3.48 in (89)
5 in (127)	4.81 in (122)	3.72 in (94)
6 in (152)	5.66 in (144)	5.29 in (134)
8 in (203)	7.66 in (195)	6.96 in (177)

Document Links

[Instruction Manual](#)




[ABD Trifold](#)




[Damper Interactive Selection Guide](#)



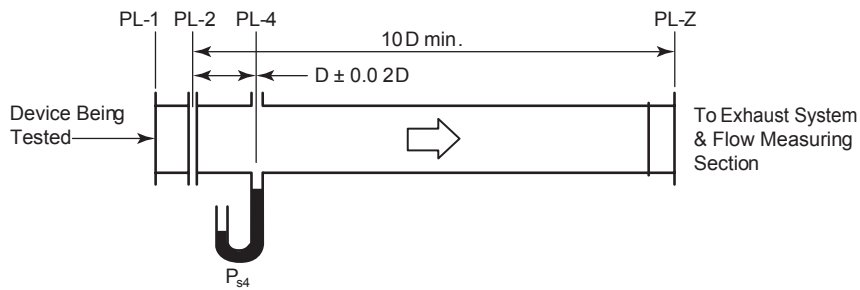
[Specifications](#)



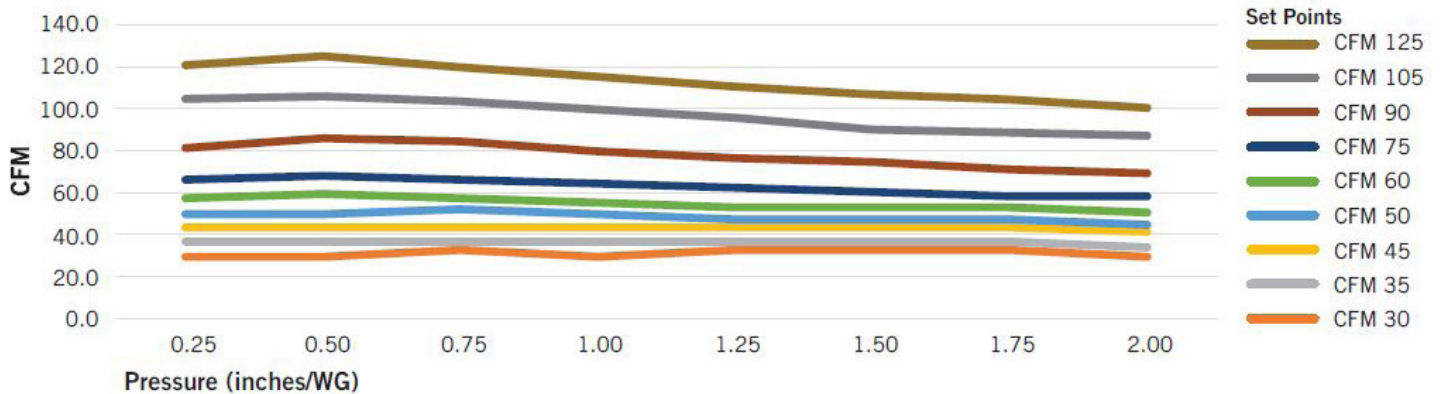
[Warranty](#)



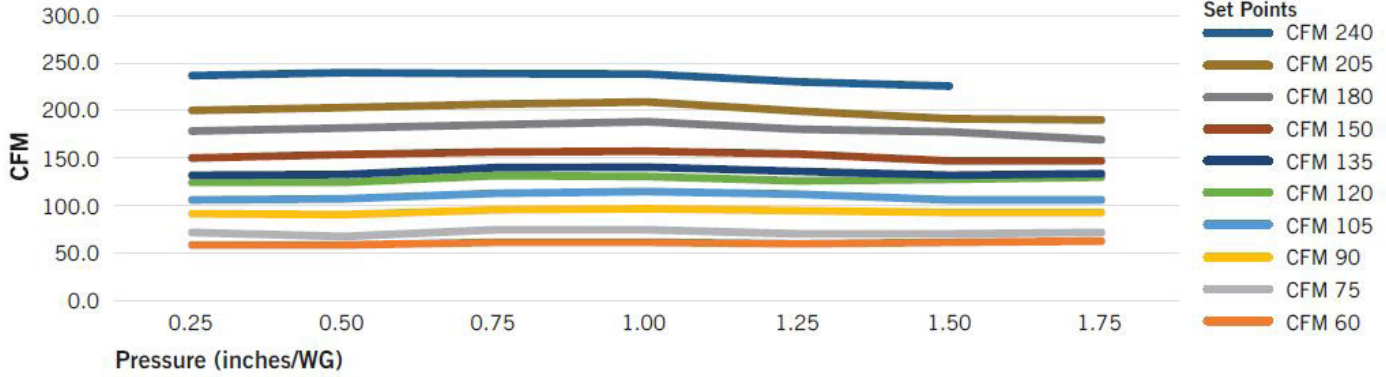
Performance Data - Tested to AMCA Figure 5.1



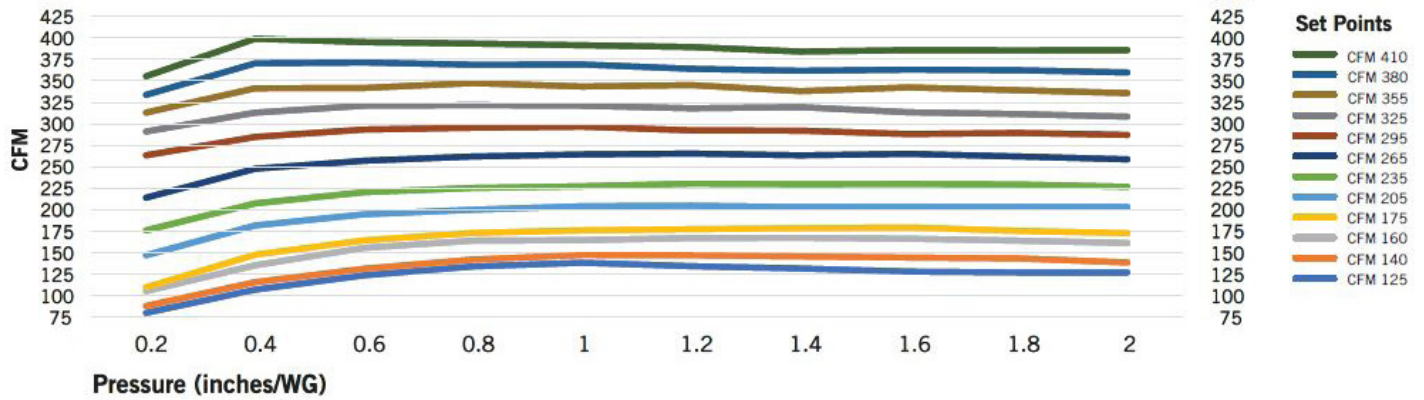
ABD - 4 and 5 inch



ABD - 6 inch



ABD - 8 inch Exhaust



ABD - 8 inch Supply

