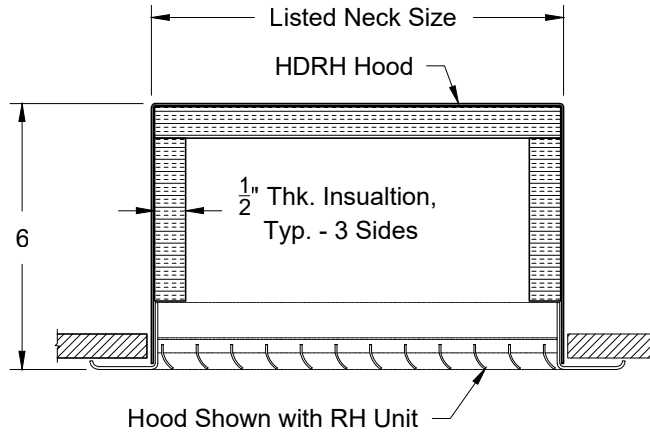


Model: XG-NDRH-1 Non-Ducted Return Hood with Sound Absorbing Insulation - Flush Surface Mount

XG-NDRH-1 - Flush Surface Mount



HOOD - END VIEW
 Shown with Insulation

Noise Reduction Chart - Average (db)						
Frequency Range (Hz)						
Model	125	250	500	1K	2K	4K
NDRH	6	8	8	9	15	17

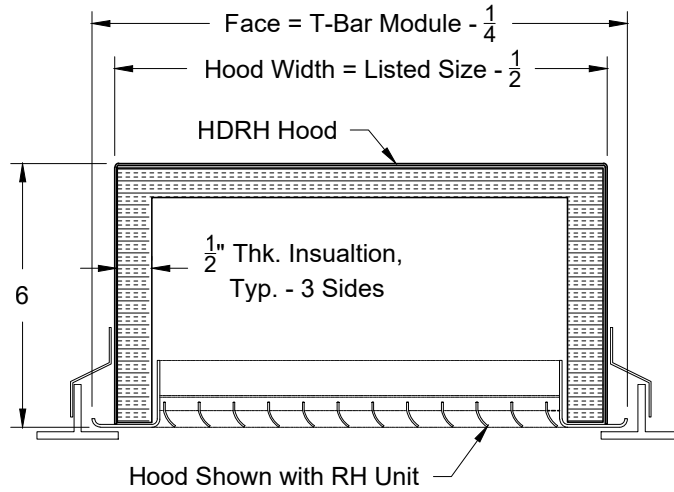
<p>HOOD USED WITH THESE MODELS AND VARIATIONS OF EACH LAY-IN TYPE ONLY</p> <p>MODELS - 4002R, 4002RS, 7000R, CC1, CC15, CC45, CC5, RH, RHE, RP, SRH, SRP, 7550, 7650</p> <p>FRAME STYLES - 1</p> <p>-1 FLUSH SURFACE MOUNT FRAME</p> <p>Module Sizes: NDRH-1: 12x12, 24x12, 24x24, 48x12, 48x24</p>
--

1. Available Finishes	2. Available Accessories	3. Available Options	4. Construction Details
Standard Finish: 24 Mill Finish		1/2 Internal Fiberglass Insulation (Standard) CC - 1/2 Internal Closed Cell Insulation	<ul style="list-style-type: none"> • Hood constructed of 22 ga Galv. Steel • 1/2" Fiber Insulation on 3 sides • Field Installed with Screws by Others • NDRH-1 Only

All Dimensions ±1/16"

Model: XG-NDRH-6 NON-Ducted Return Hood with Sound Absorbing Insulation - Lay In T- Bar

XG-NDRH-6 - T-Bar Lay-In



HOOD - END VIEW

Shown with Insulation

Noise Reduction Chart - Average (db)						
Frequency Range (Hz)						
Model	125	250	500	1K	2K	4K
NDRH	6	8	8	9	15	17

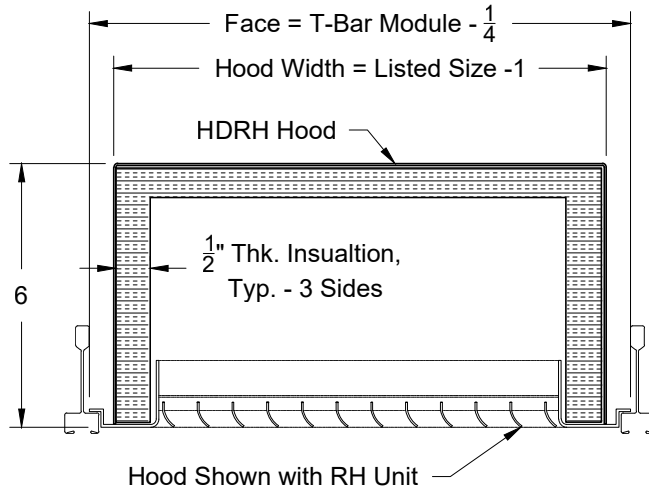
HOOD USED WITH THESE MODELS AND VARIATIONS OF EACH T-Bar Lay-In Type Only
MODELS - 4002R, 4002RS, 7000R, CC1, CC15, CC45, CC5, RH, RHE, RP, SRH, SRP, 7550, 7650
FRAME STYLES -6 & -9 -6 LAY-IN T-BAR TYPE FRAME -9 DONN FINELINE TYPE FRAME
Module Sizes: NDRH-6: 12x12, 24x12, 24x24, 48x12, 48x24

1. Available Finishes	2. Available Accessories	3. Available Options	4. Construction Details
Standard Finish: 24 Mill Finish		1/2 Internal Fiberglass Insulation (Standard) CC - 1/2 Internal Closed Cell Insulation	<ul style="list-style-type: none"> • Hood constructed of 22 ga Galv. Steel • 1/2" Fiber Insulation on 3 sides • Field Installed with Screws by Others • NDRH-1 Only

All Dimensions $\pm 1/16"$

Model: XG-NDRH-9 Non-Ducted Return Hood with Sound Absorbing Insulation - Bolt Slot / Donn Finline

XG-NDRH-9 - Bolt Slot / Donn Finline



HOOD - END VIEW
 Shown with Insulation

Noise Reduction Chart - Average (db)						
Frequency Range (Hz)						
Model	125	250	500	1K	2K	4K
NDRH	6	8	8	9	15	17

HOOD USED WITH THESE MODELS AND VARIATIONS OF EACH BOLT SLOT / DONN FINELINE ONLY
MODELS - 4002R, 4002RS, 7000R, CC1, CC15, CC45, CC5, RH, RHE, RP, SRH, SRP, 7550, 7650
FRAME STYLES -9 -9 BOLT SLOT / DONN FINELINE TYPE FRAME
Module Sizes: NDRH-9: 12x12, 24x12, 24x24, 48x12, 48x24

1. Available Finishes	2. Available Accessories	3. Available Options	4. Construction Details
Standard Finish: 24 Mill Finish		1/2 Internal Fiberglass Insulation (Standard) CC - 1/2 Internal Closed Cell Insulation	<ul style="list-style-type: none"> • Hood constructed of 22 ga Galv. Steel • 1/2" Fiber Insulation on 3 sides • Field Installed with Screws by Others • NDRH-1 Only

All Dimensions $\pm 1/16"$