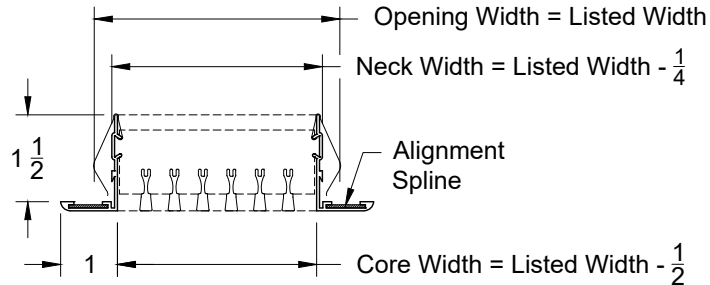


Model: XG-2000

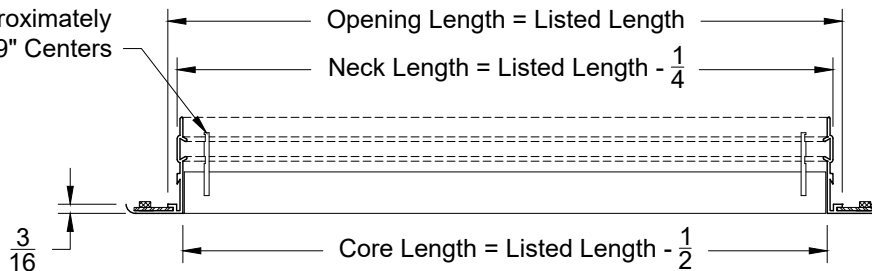
7/32" Bars on 1/2" Centers - 0°, 15°, and 30° Deflection - No Optional Mounting

XG-2000 - No Optional Mounting

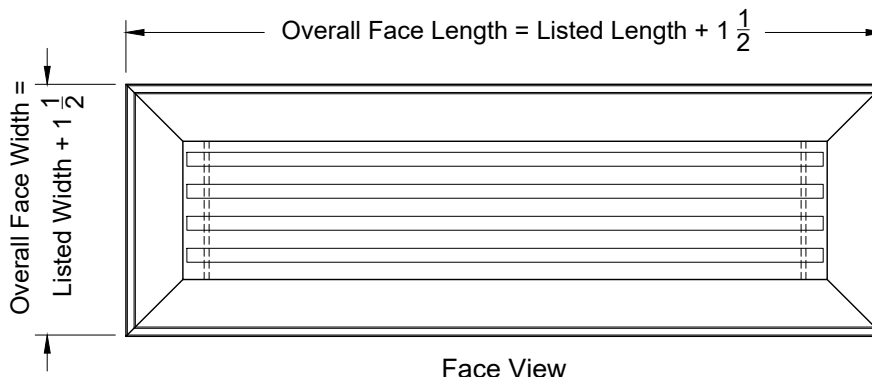


$1\frac{1}{16} \times \frac{1}{8}$ Reinforcement
 Bars on Approximately
 9" Centers

End View

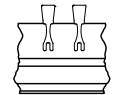


Side View

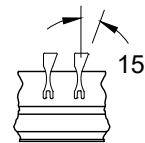


Face View

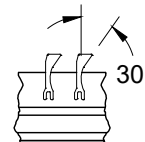
0° Deflection



15° Deflection



30° Deflection



1. Available Finishes

- Standard Finish:
- 01 White
- Optional Finish No Extra Charge
- 24 Mill Finish
- Optional Finish (extra charge)
- 02 Satin Silver
- 03 Black
- 04 Clear Anodized
- 28 Special/Setup Charge

2. Available Accessories

- XG-L9 - Equalizing Grid
- XG-DA - Aluminum Damper
- Dampers:
- Widths 4" and larger use an Opposed Blade Damper
- Widths 3-1/2" and smaller use a Flapper Style Damper

3. Available Options

- AD1 - 1 Access Door minimum width 14"
- AD2 - 2 Access Doors minimum width 28"
- FSM - Face Screw Mounted
- PP - Pencil Proof Core
- 17/64" Bars on 1/2" Centers

4. Construction Details

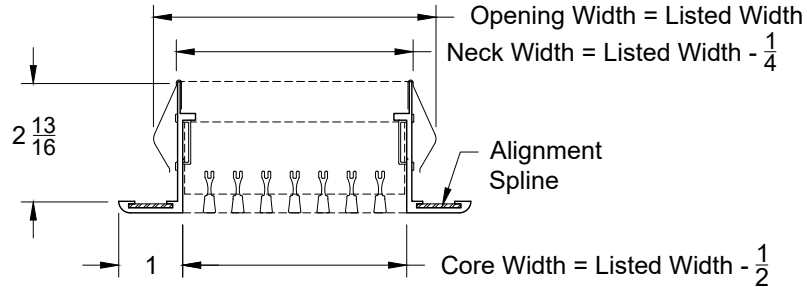
- 0, 15, 30 degree deflection available
- Extruded Aluminum construction
- Widths available in 1/2" increments from 1 1/2" to 24"
- Lengths available in single pieces up to 72".
- Longer sections are available only as separate non-connected sections.

All Dimensions $\pm 1/16"$

Model: XG-2000F

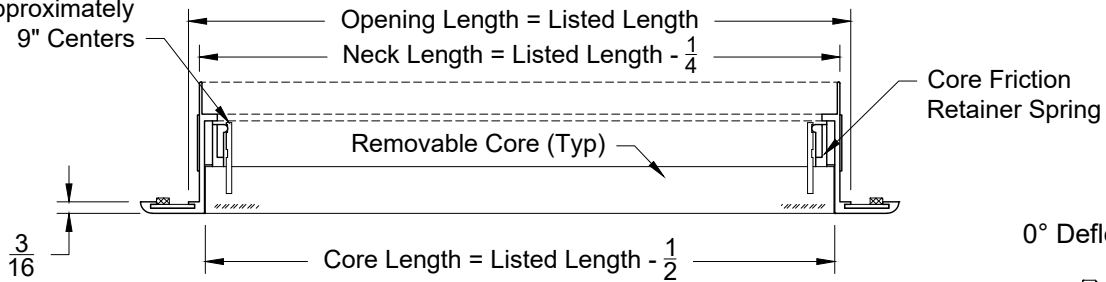
7/32" Bars on 1/2" Centers - 0°, 15°, and 30° Deflection - Floor, Wall or Sill Mounted

XG-2000F - Floor or Wall or Sill Mounted




1 ¹/₁₆ x ¹/₈ Reinforcement
 Bars on Approximately
 9" Centers

End View

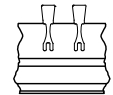


Side View

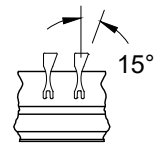


Face View

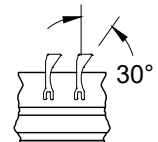
0° Deflection



15° Deflection



30° Deflection



1. Available Finishes

- Standard Finish:
- 01 White
- Optional Finish No Extra Charge
- 24 Mill Finish
- Optional Finish (extra charge)
- 02 Satin Silver
- 03 Black
- 04 Clear Anodized
- 28 Special/Setup Charge

2. Available Accessories

- XG-L9 - Equalizing Grid
- XG-DA - Aluminum Damper
- Dampers:
- Widths 4" and larger use an Opposed Blade Damper
- Widths 3-1/2" and smaller use a Flapper Style Damper

3. Available Options

- AD1 - 1 Access Door minimum width 14"
- AD2 - 2 Access Doors minimum width 28"
- FSM - Face Screw Mounted

4. Construction Details

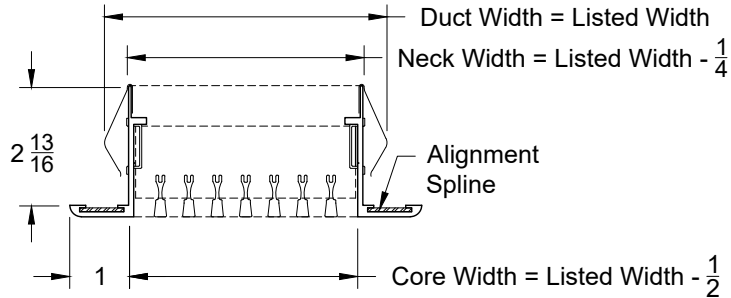
- 0, 15, 30 degree deflection available
- Extruded Aluminum construction
- Widths available in 1/2" increments from 1 1/2" to 24"
- Lengths available in single pieces up to 72".
- Longer sections are available only as separate non-connected sections.

All Dimensions ±1/16"

Model: XG-2000F

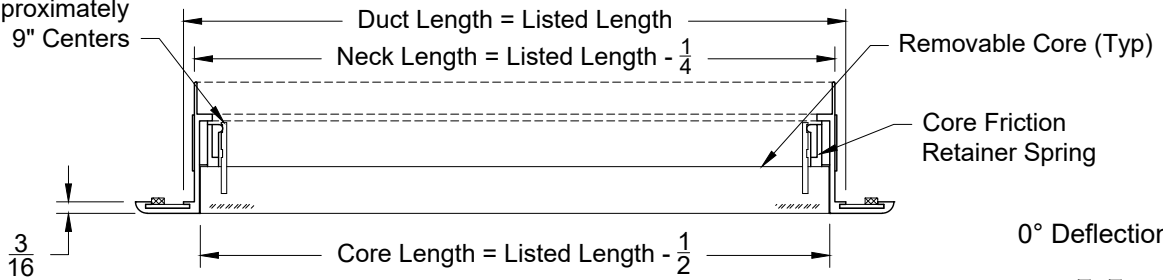
17/64" Pencil Proof Bars on 1/2" Centers - 0°, 15°, and 30° Deflection - Floor, Wall or Sill Mounted

XG-2000FP - Floor, Wall Sill Pencil Proof




1 $\frac{1}{16}$ x $\frac{1}{8}$ Reinforcement Bars on Approximately 9" Centers

End View

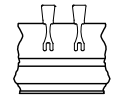


Side View

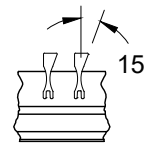


Face View

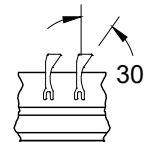
0° Deflection



15° Deflection



30° Deflection



1. Available Finishes

- Standard Finish:
- 01 White
- Optional Finish No Extra Charge
- 24 Mill Finish
- Optional Finish (extra charge)
- 02 Satin Silver
- 03 Black
- 04 Clear Anodized
- 28 Special/Setup Charge

2. Available Accessories

- XG-L9 - Equalizing Grid
- XG-DA - Aluminum Damper
- Dampers:
- Widths 4" and larger use an Opposed Blade Damper
- Widths 3-1/2" and smaller use a Flapper Style Damper

3. Available Options

- AD1 - 1 Access Door minimum width 14"
- AD2 - 2 Access Doors minimum width 28"
- FSM - Face Screw Mounted

4. Construction Details

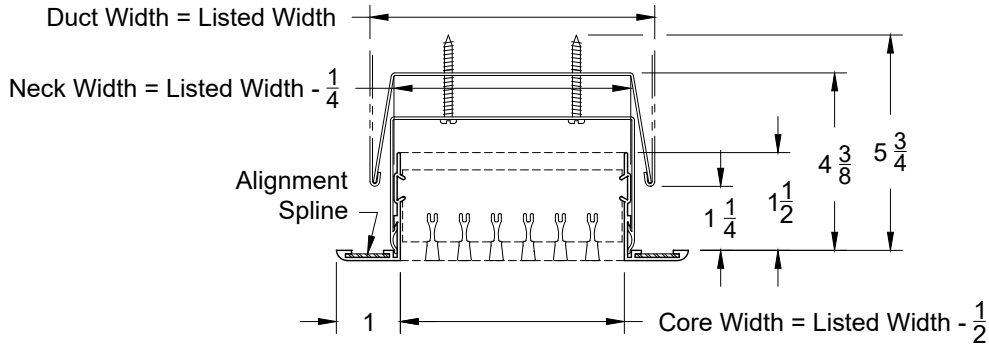
- 0, 15, 30 degree deflection available
- Extruded Aluminum construction
- Widths available in 1/2" increments from 1 1/2" to 24"
- Lengths available in single pieces up to 72".
- Longer sections are available only as separate non-connected sections.

All Dimensions $\pm 1/16$ "

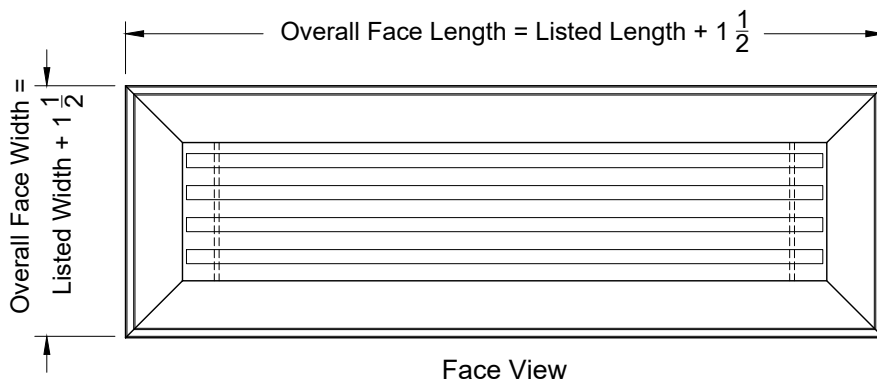
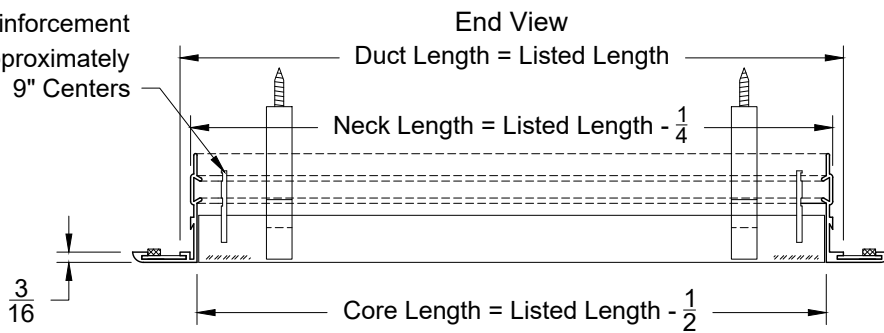
Model: XG-2000H

7/32" Bars on 1/2" Centers - 0°, 15°, and 30° Deflection - Concealed Mounted Hanger

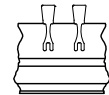
XG-2000H - Concealed Mounted Hanger



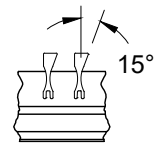
$1\frac{1}{16} \times \frac{1}{8}$ Reinforcement
Bars on Approximately
9" Centers



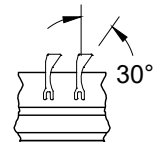
0° Deflection



15° Deflection



30° Deflection



1. Available Finishes

Standard Finish:
01 White
Optional Finish No Extra Charge
24 Mill Finish
Optional Finish (extra charge)
02 Satin Silver
03 Black
04 Clear Anodized
28 Special/Setup Charge

2. Available Accessories

XG-L9 - Equalizing Grid
XG-DA - Aluminum Damper

Dampers:
Widths 4" and larger use an
Opposed Blade Damper
Widths 3-1/2" and smaller
use a Flapper Style Damper

3. Available Options

AD1 - 1 Access Door
minimum width 14"
AD2 - 2 Access Doors
minimum width 28"

FSM - Face Screw Mounted
PP - Pencil Proof Core
17/64" Bars on 1/2" Centers

4. Construction Details

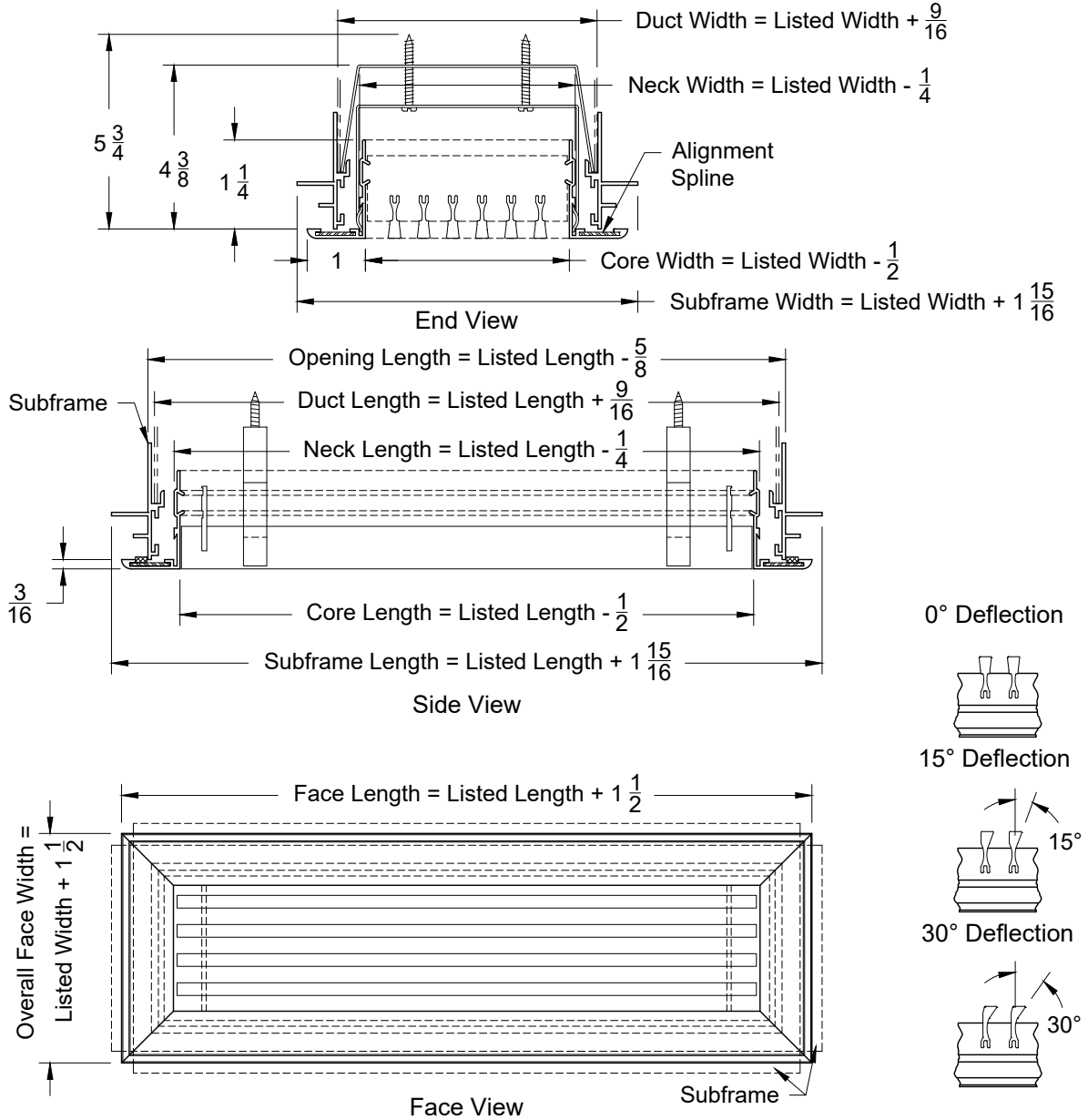
- 0, 15, 30 degree deflection available
- Extruded Aluminum construction
- Widths available in 1/2" increments from 1 1/2" to 24"
- Lengths available in single pieces up to 72".
- Longer sections are available only as separate non-connected sections.

All Dimensions $\pm 1/16$ "

Model: XG-2000HP

7/32" Bars on 1/2" Centers - 0°, 15°, and 30° Deflection - Spline Subframe

XG-2000HP - Spline Subframe for Plaster Wall and Ceiling



1. Available Finishes

- Standard Finish:
 - 01 White
- Optional Finish No Extra Charge
 - 24 Mill Finish
- Optional Finish:
 - 02 Satin Silver
 - 03 Black
 - 28 Special/Setup Charge

2. Available Accessories

- XG-L9 - Equalizing Grid
- XG-DA - Aluminum Damper
- Dampers:
 - Widths 4" and larger use an Opposed Blade Damper
 - Widths 3-1/2" and smaller use a Flapper Style Damper

3. Available Options

- AD1 - 1 Access Door minimum width 14"
- AD2 - 2 Access Doors minimum width 28"
- FSM - Face Screw Mounted
- PP - Pencil Proof Core 17/64" Bars on 1/2" Centers

4. Construction Details

- 0, 15, 30 degree deflection available
 - Extruded Aluminum construction
 - Widths available in 1/2" increments from 1 1/2" to 24"
 - Lengths available in single pieces up to 72".
 - Longer sections are available only as separate non-connected sections.
 - Ceiling Opening should be 1/8" larger than Overall Size
- All Dimensions $\pm 1/16$ "