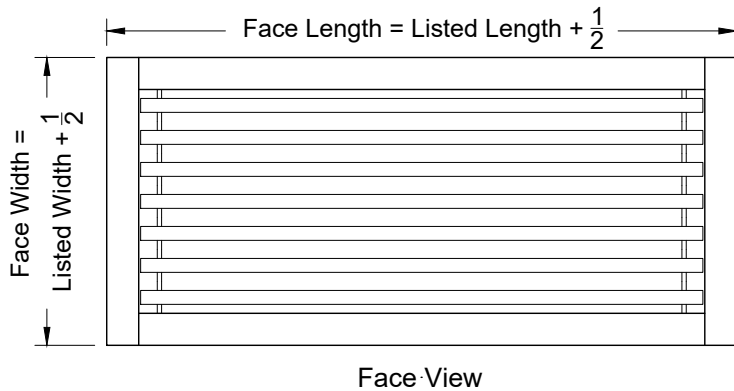
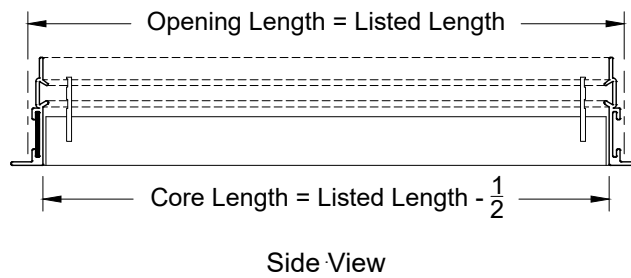
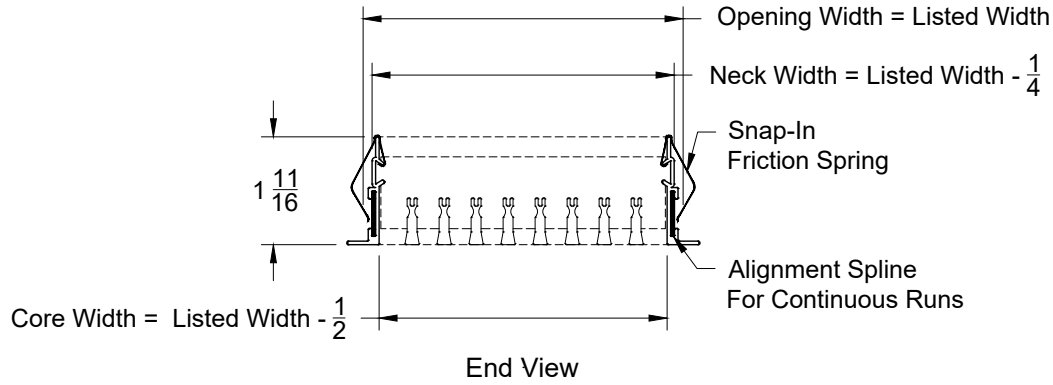


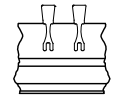
Model: XG-2100

7/32" Bars on 1/2" Center - 0°, 15° and 30° Blades - 1/2" Border Floor/Wall Mount

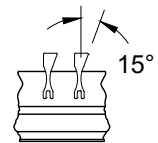
XG-2100 - No Optional Mounting



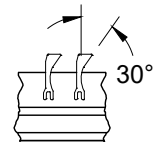
0° Deflection



15° Deflection



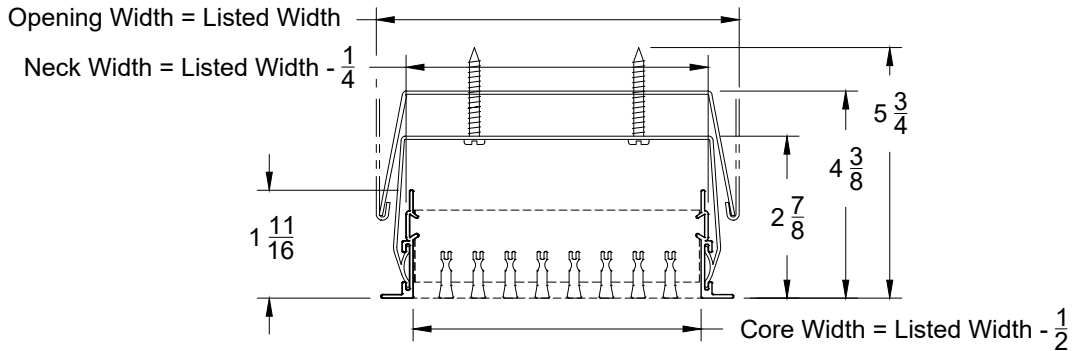
30° Deflection



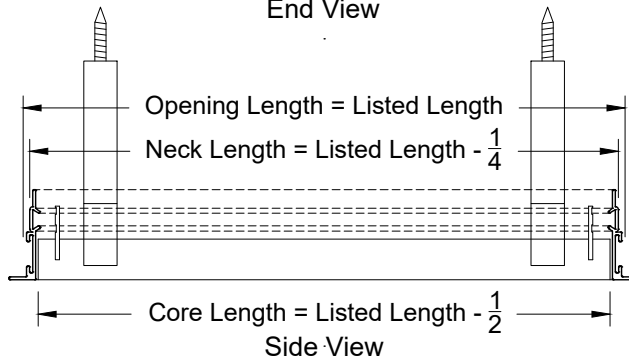
1. Available Finishes	2. Available Accessories	3. Available Options	4. Construction Details
Standard Finish: 01 White Optional Finish No Extra Charge 24 Mill Finish Optional Finish: 02 Satin Silver 03 Black 04 Clear Anodized 28 Special/Setup Charge	XG-L9 - Equalizing Grid XG-DA - Aluminum Damper Dampers: Widths 4" and larger use an Opposed Blade Damper Widths 3-1/2" and smaller use a Flapper Style Damper	AD1 - 1 Access Door minimum width 14" AD2 - 2 Access Doors minimum width 28" PP - Pencil Proof Core 17/64" Bars on 1/2" Centers	<ul style="list-style-type: none"> • Widths available in 1/2" increments from 1 1/2" to 24" • Lengths available in single pieces up to 72" • Longer sections are made by joining sections in the field with factory supplied alignment strips • For length less than 72" round up to next listed size. No odd size charge applies <p style="text-align: right;">All Dimensions $\pm 1/16$"</p>

Model: XG-2100H 7/32" Bars on 1/2" Center - 0°, 15° and 30° Blades - Concealed Mount

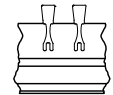
XG-2100H - Concealed Mount



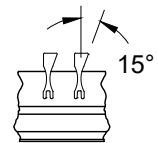
End View



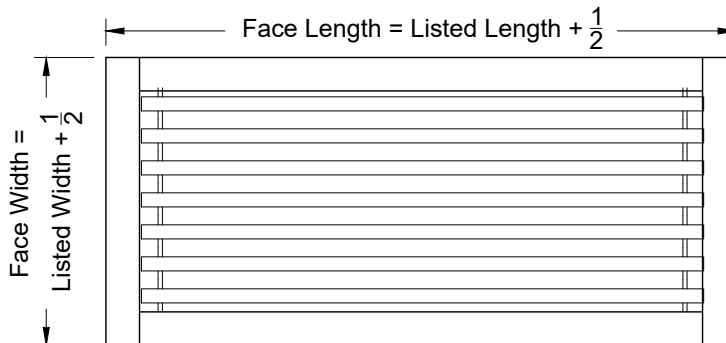
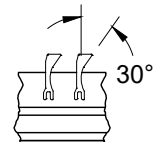
0° Deflection



15° Deflection



30° Deflection



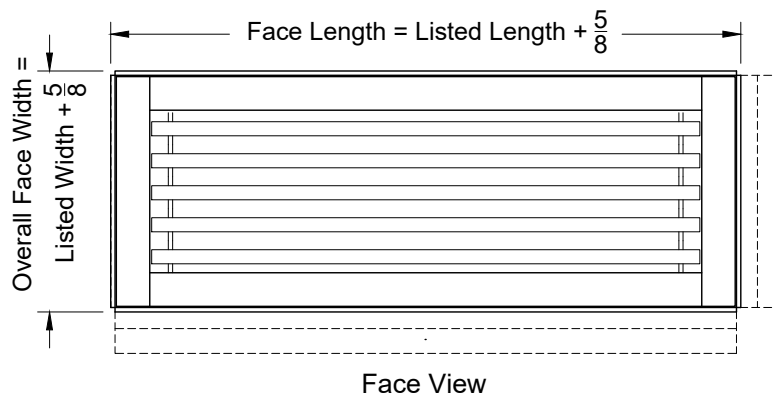
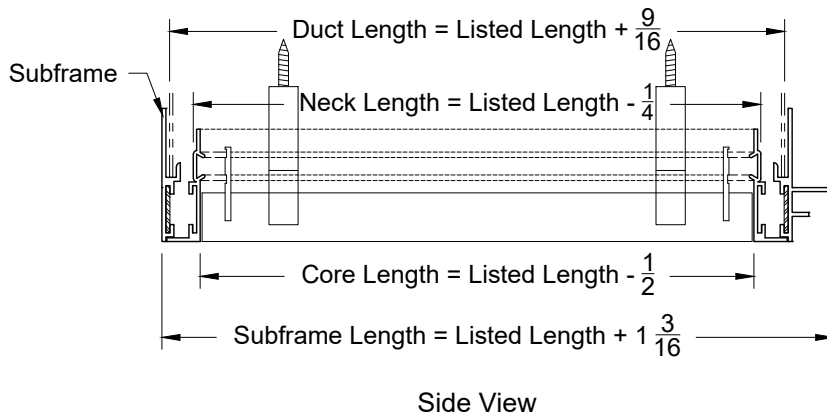
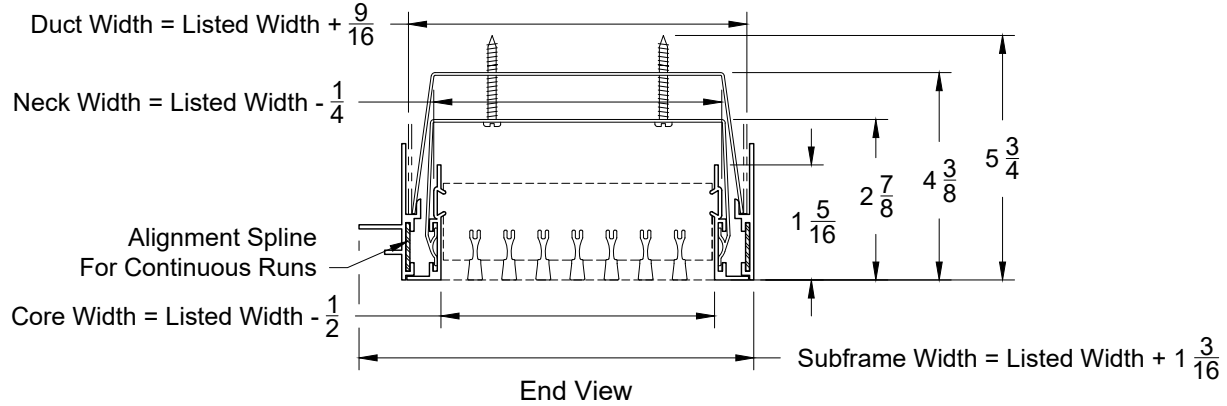
Face View

1. Available Finishes	2. Available Accessories	3. Available Options	4. Construction Details
Standard Finish: 01 White Optional Finish No Extra Charge 24 Mill Finish Optional Finish: 02 Satin Silver 03 Black 04 Clear Anodized 28 Special/Setup Charge	XG-L9 - Equalizing Grid XG-DA - Aluminum Damper Dampers: Widths 4" and larger use an Opposed Blade Damper Widths 3-1/2" and smaller use a Flapper Style Damper	AD1 - 1 Access Door minimum width 14" AD2 - 2 Access Doors minimum width 28" PP - Pencil Proof Core 17/64" Bars on 1/2" Centers	<ul style="list-style-type: none"> • Widths available in 1/2" increments from 1 1/2" to 24" • Lengths available in single pieces up to 72" • Longer sections are made by joining sections in the field with factory supplied alignment strips • For length less than 72" round up to next listed size. No odd size charge applies <p style="text-align: right;">All Dimensions ±1/16"</p>

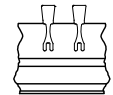
Model: XG-2100HC

7/32" Bars on 1/2" Center - 0°, 15° and 30° Blades - Concealed Mount

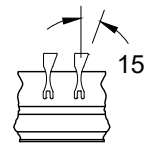
XG-2100HC - Combination Narrow and Spline Subframe Concealed Mount



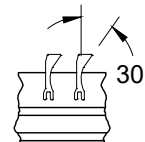
0° Deflection



15° Deflection



30° Deflection



1. Available Finishes	2. Available Accessories	3. Available Options	4. Construction Details
Standard Finish: 01 White Optional Finish No Extra Charge 24 Mill Finish Optional Finish: 02 Satin Silver 03 Black 28 Special/Setup Charge	XG-L9 - Equalizing Grid XG-DA - Aluminum Damper Dampers: Widths 4" and larger use an Opposed Blade Damper Widths 3-1/2" and smaller use a Flapper Style Damper	AD1 - 1 Access Door minimum width 14" AD2 - 2 Access Doors minimum width 28"	<ul style="list-style-type: none"> • Widths available in 1/2" increments from 1 1/2" to 24" • Lengths available in single pieces up to 72" • Longer sections are made by joining sections in the field with factory supplied alignment strips • For length less than 72" round up to next listed size. No odd size charge applies • Ceiling Opening should be 1/8" larger than Overall Size All Dimensions $\pm 1/16$ "

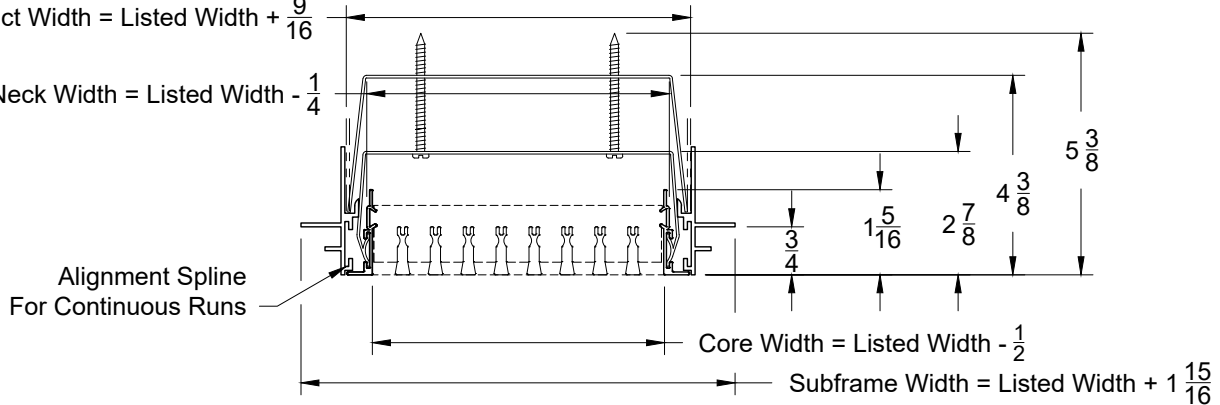
Model: XG-2100HP

7/32" Bars on 1/2" Center - 0°, 15° and 30° Blades - Concealed Mount

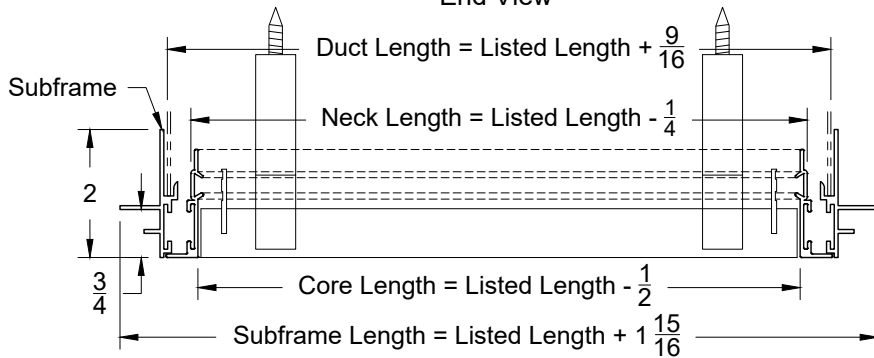
XG-2100HP - Concealed Spline Subframe

Duct Width = Listed Width + $\frac{9}{16}$

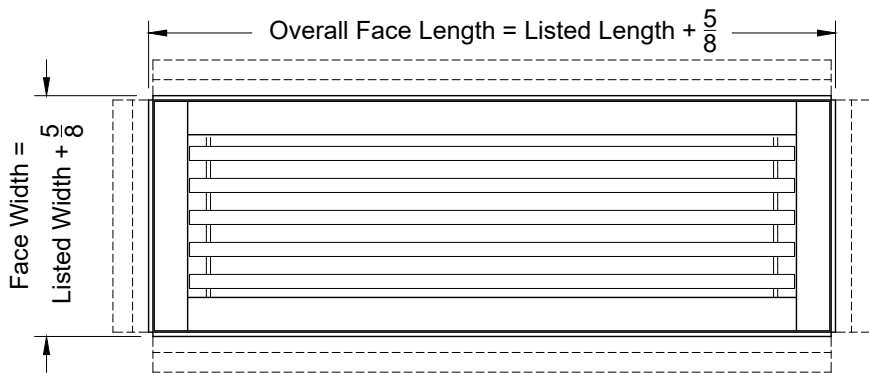
Neck Width = Listed Width - $\frac{1}{4}$



End View

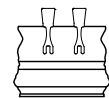


Side View

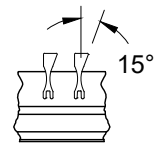


Face View

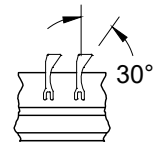
0° Deflection



15° Deflection



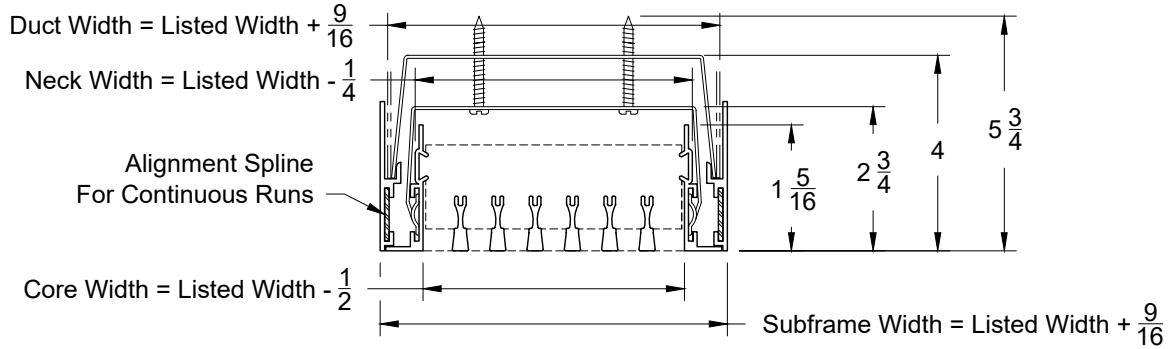
30° Deflection



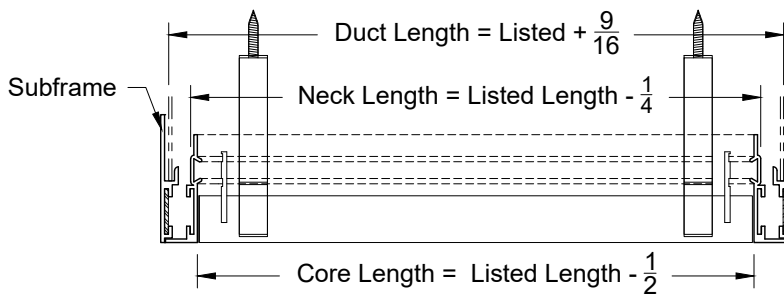
1. Available Finishes	2. Available Accessories	3. Available Options	4. Construction Details
<p>Standard Finish:</p> <ul style="list-style-type: none"> 01 White <p>Optional Finish No Extra Charge</p> <ul style="list-style-type: none"> 24 Mill Finish <p>Optional Finish:</p> <ul style="list-style-type: none"> 02 Satin Silver 03 Black 28 Special/Setup Charge 	<p>XG-L9 - Equalizing Grid XG-DA - Aluminum Damper</p> <p>Dampers:</p> <ul style="list-style-type: none"> Widths 4" and larger use an Opposed Blade Damper Widths 3-1/2" and smaller use a Flapper Style Damper 	<p>AD1 - 1 Access Door minimum width 14"</p> <p>AD2 - 2 Access Doors minimum width 28"</p> <p>PP - 17/64" Bars on 1/2"</p>	<ul style="list-style-type: none"> • Widths available in 1/2" increments from 1 1/2" to 24" • Lengths available in single pieces up to 72" • Longer sections are made by joining sections in the field with factory supplied alignment strips • For length less than 72" round up to next listed size. No odd size charge applies • Ceiling Opening should be 1/8" larger than Overall Size <p style="text-align: right;">All Dimensions ±1/16"</p>

Model: XG-2100HW 7/32" Bars on 1/2" Center - 0°, 15° and 30° Blades - Narrow Mounted


XG-2100HW - Narrow Mounted Subframe



End View

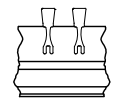


Side View

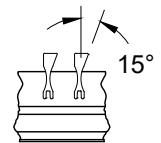


Face View

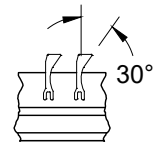
0° Deflection



15° Deflection



30° Deflection



1. Available Finishes	2. Available Accessories	3. Available Options	4. Construction Details
Standard Finish: 01 White Optional Finish No Extra Charge 24 Mill Finish Optional Finish: 02 Satin Silver 03 Black 28 Special/Setup Charge	XG-L9 - Equalizing Grid XG-DA - Aluminum Damper Dampers: Widths 4" and larger use an Opposed Blade Damper Widths 3-1/2" and smaller use a Flapper Style Damper	AD1 - 1 Access Door minimum width 14" AD2 - 2 Access Doors minimum width 28"	<ul style="list-style-type: none"> • Widths available in 1/2" increments from 1 1/2" to 24" • Lengths available in single pieces up to 72" • Longer sections are made by joining sections in the field with factory supplied alignment strips • For length less than 72" round up to next listed size. No odd size charge applies • Ceiling Opening should be 1/8" larger than Overall Size All Dimensions ±1/16"