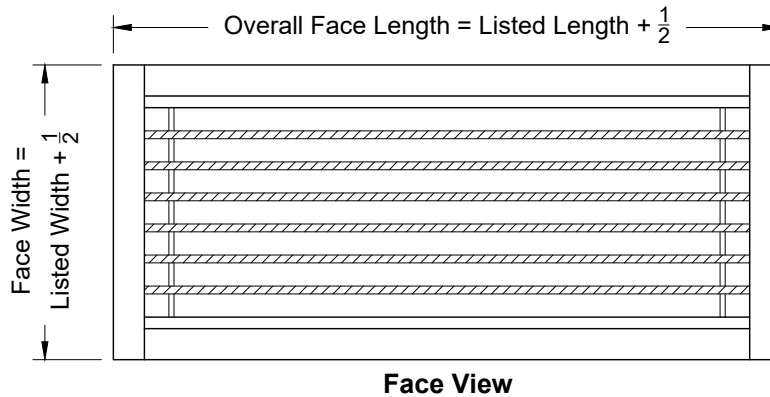
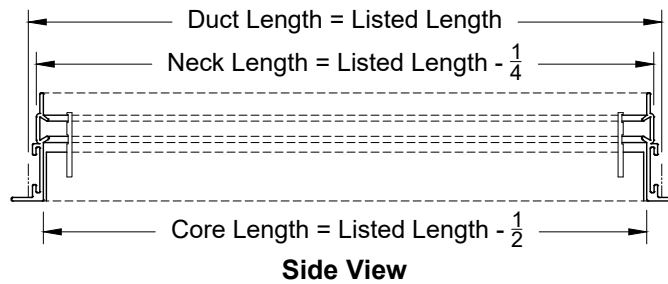
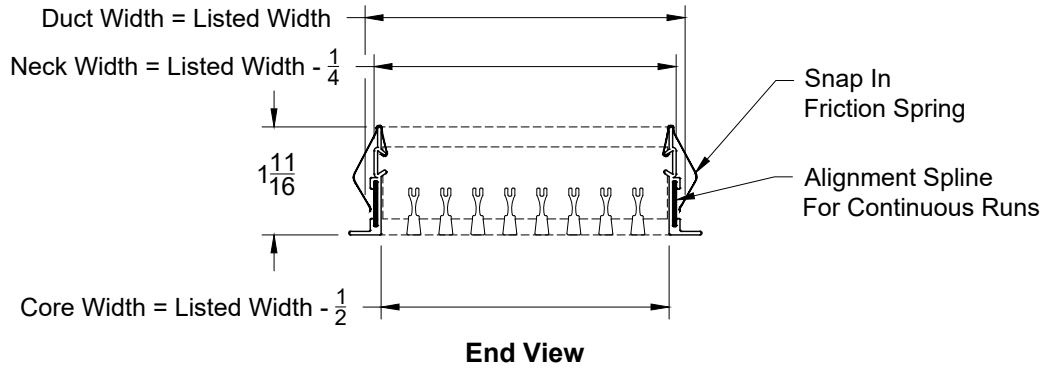
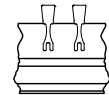


Model: XG-2600 1/8" Bars on 1/2" Center 0°, 15° and 30° Deflection - Wall Mounted

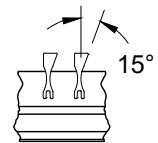
XG-2600 - Wall Mounted



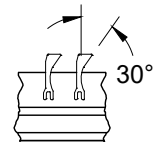
0° Deflection



15° Deflection



30° Deflection



1. Available Finishes

- Standard Finish:
 01 White
 Optional Finish (extra charge)
 02 Satin Silver
 03 Black
 04 Clear Anodized
 28 Special/Setup Charge

2. Available Accessories

- L9 - Equalizing Grid
 DA - Aluminum Damper

3. Available Options

- Dampers:
 Widths 4" and larger use an
 Opposed Blade Damper
 Widths 3-1/2" and smaller
 use a Flapper Style Damper

4. Construction Details

- 0, 15, 30 degree deflection available
- Extruded Aluminum construction
- Widths available in 1/2" increments from 1 1/2" to 24"
- Lengths available in single pieces up to 72".
- Longer sections are available only as separate non-connected sections.

All Dimensions $\pm 1/16"$

Model: XG-2600H

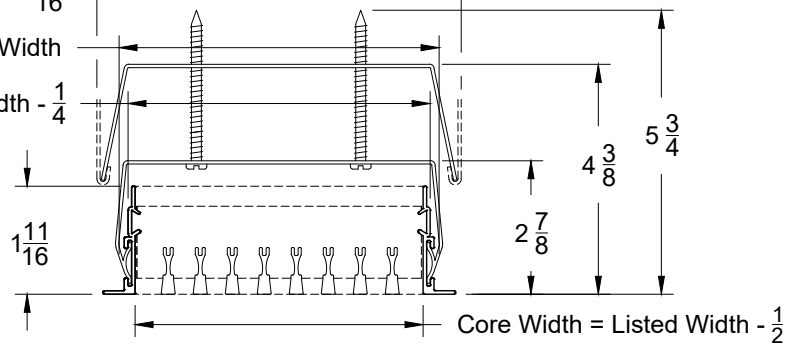
1/8" Bars on 1/2" Center - 0°, 15° and 30° Deflection - Concealed Mounted

XG-2600H - Concealed Mounted

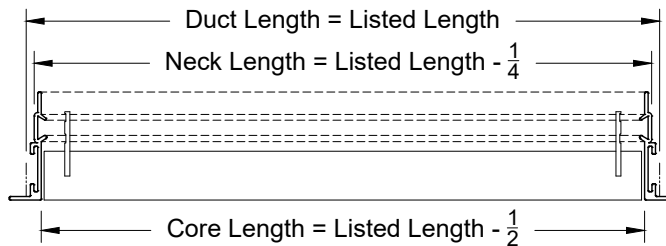
Opening Width = Listed Width + $\frac{9}{16}$

Duct Width = Listed Width

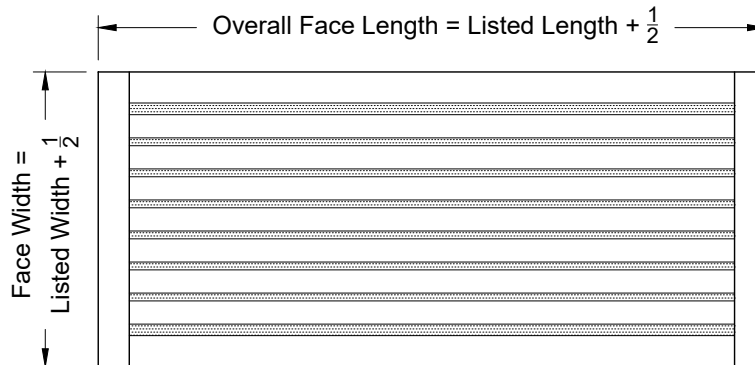
Neck Width = Listed Width - $\frac{1}{4}$



End View

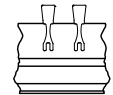


Side View

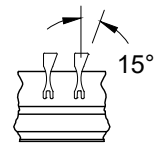


Face View

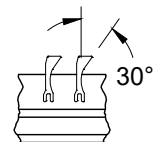
0° Deflection



15° Deflection



30° Deflection



1. Available Finishes

- Standard Finish:
01 White
Optional Finish (extra charge)
02 Satin Silver
03 Black
04 Clear Anodized
28 Special/Setup Charge

2. Available Accessories

- L9 - Equalizing Grid
DA - Aluminum Damper

3. Available Options

- Dampers:
Widths 4" and larger use an Opposed Blade Damper
Widths 3-1/2" and smaller use a Flapper Style Damper

4. Construction Details

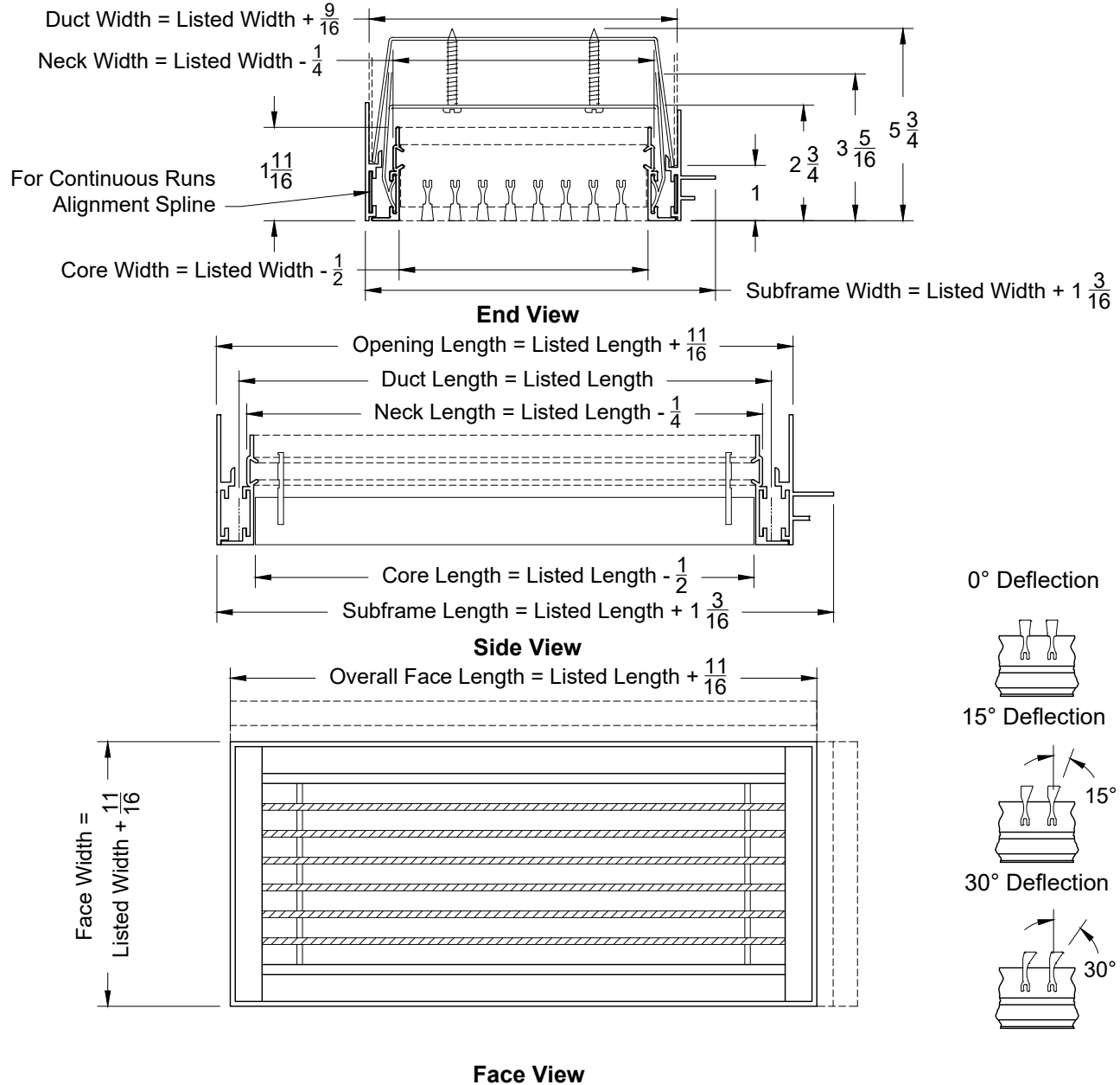
- 0, 15, 30 degree deflection available
- Extruded Aluminum construction
- Widths available in 1/2" increments from 1 1/2" to 24"
- Lengths available in single pieces up to 72".
- Longer sections are available only as separate non-connected sections.

All Dimensions $\pm 1/16"$

Model: XG-2600HC

1/8" Bars on 1/2" Centers - 0°, 15° and 30° Deflection - Concealed Mounted

XG-2600HC - Combination Narrow and Spline Subframe



1. Available Finishes

- Standard Finish:
- 01 White
- Optional Finish (extra charge)
- 02 Satin Silver
 - 03 Black
 - 28 Special/Set-up Charge

2. Available Accessories

- L9 - Equalizing Grid
- DA - Aluminum Damper

3. Available Options

- Dampers:
- Widths 4" and larger use an Opposed Blade Damper
 - Widths 3-1/2" and smaller use a Flapper Style Damper

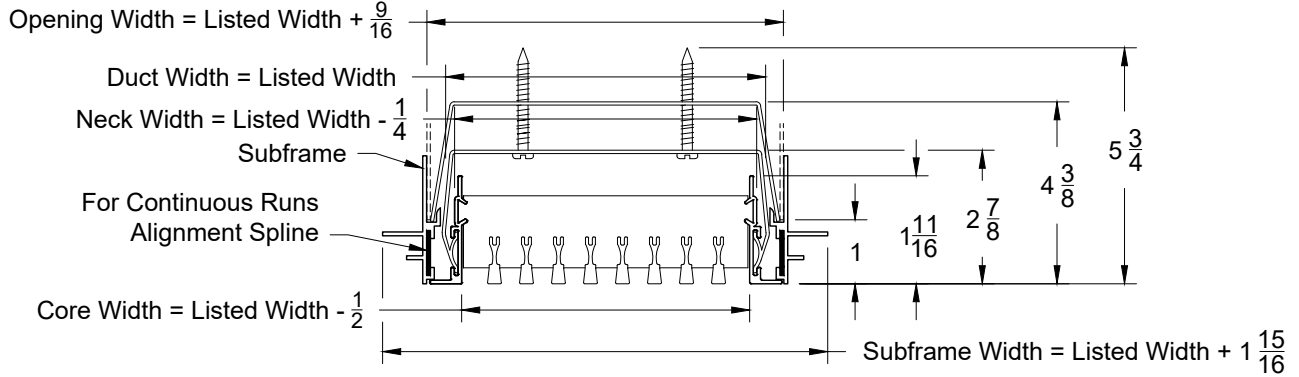
4. Construction Details

- 0, 15, 30 degree deflection available
- Extruded Aluminum construction
- Widths available in 1/2" increments from 1 1/2" to 24"
- Lengths available in single pieces up to 72".
- Longer sections are available only as separate non-connected sections.

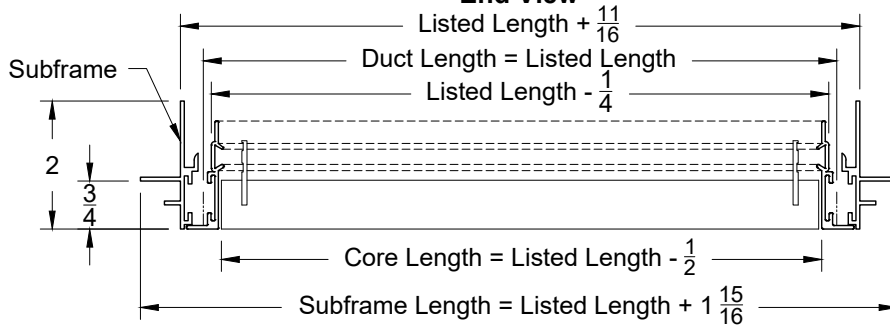
All Dimensions $\pm 1/16"$

Model: XG-2600HP 1/8" Bars on 1/2" Center - 0°, 15° and 30° Deflection - Concealed Mount

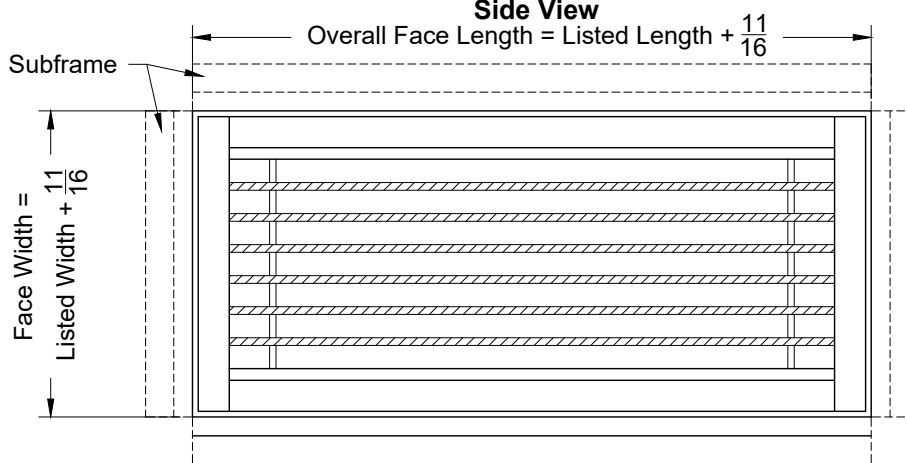
XG-2600HP - Concealed Spline Subframe



End View

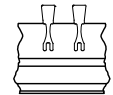


Side View

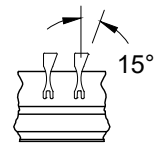


Face View

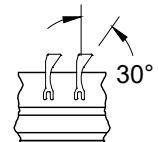
0° Deflection



15° Deflection



30° Deflection



1. Available Finishes

- Standard Finish:
01 White
- Optional Finish (extra charge)
02 Satin Silver
03 Black
28 Special/Setup Charge

2. Available Accessories

- L9 - Equalizing Grid
DA - Aluminum Damper

3. Available Options

- Dampers:
Widths 4" and larger use an
Opposed Blade Damper
Widths 3-1/2" and smaller
use a Flapper Style Damper

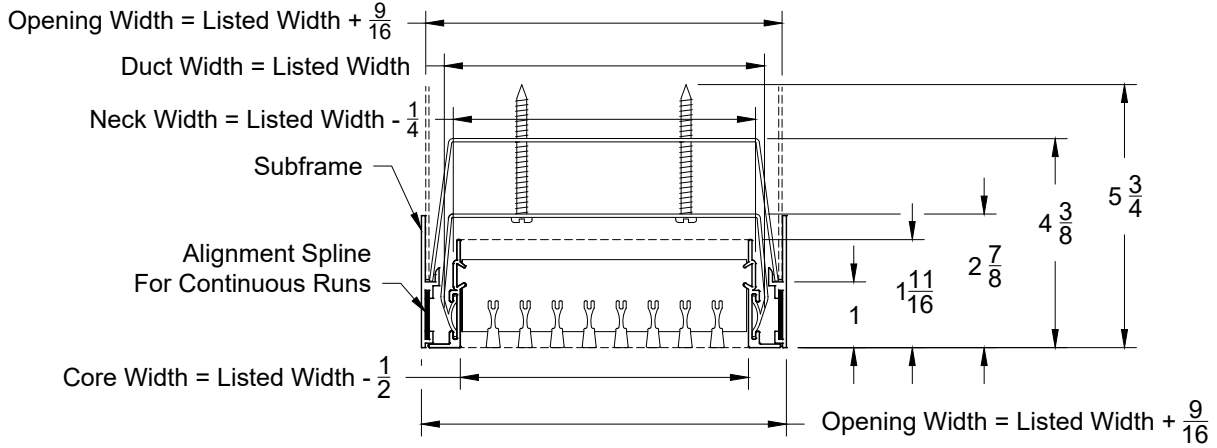
4. Construction Details

- 0, 15, 30 degree deflection available
- Extruded Aluminum construction
- Widths available in 1/2" increments from 1 1/2" to 24"
- Lengths available in single pieces up to 72".
- Longer sections are available only as separate non-connected sections.

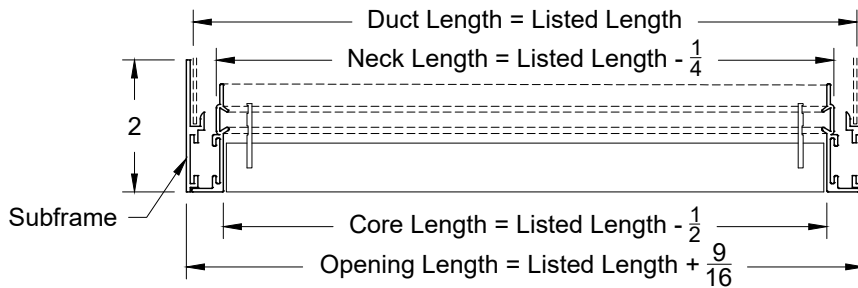
All Dimensions $\pm 1/16"$

Model: XG-2600HW 1/8" Bars on 1 1/2" Center - 0°, 15° and 30° Deflection - Narrow Mounted


XG-2600HW - Narrow Mounted Subframe



End View

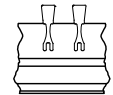


Side View

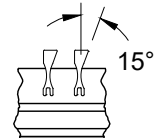


Face View

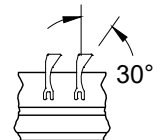
0° Deflection



15° Deflection



30° Deflection



1. Available Finishes

- Standard Finish:
- 01 White
- Optional Finish (extra charge)
- 02 Satin Silver
 - 03 Black
 - 28 Special/Setup Charge

2. Available Accessories

- L9 - Equalizing Grid
- DA - Aluminum Damper

3. Available Options

- Dampers:
- Widths 4" and larger use an Opposed Blade Damper
 - Widths 3-1/2" and smaller use a Flapper Style Damper

4. Construction Details

- 0, 15, 30 degree deflection available
- Extruded Aluminum construction
- Widths available in 1/2" increments from 1 1/2" to 24"
- Lengths available in single pieces up to 72".
- Longer sections are available only as separate non-connected sections.

All Dimensions $\pm 1/16"$