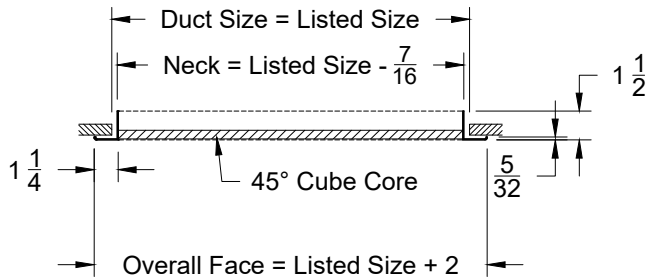
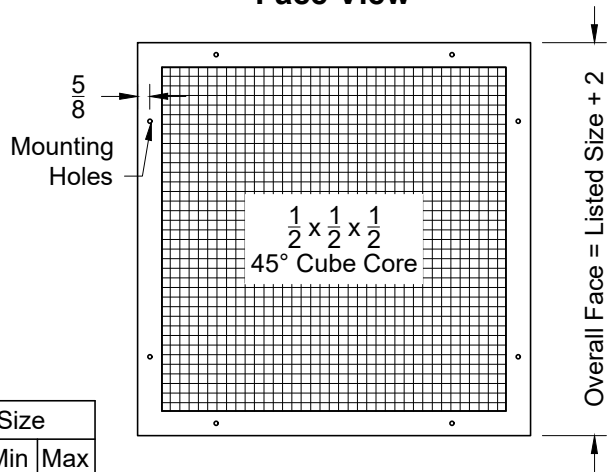


Model: XG-CC45S-1    45° Cubed Core 1/2"x1/2"x1/2" - Flush Surface Mount  
 XG-CC45S-6    45° Cubed Core 1/2"x1/2"x1/2" - T-Bar Lay-In

### XG-CC45S-1 - Flush Surface Mount

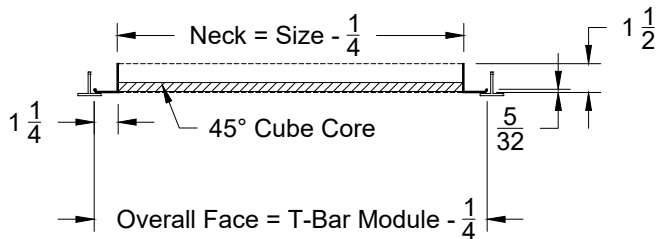


### Face View

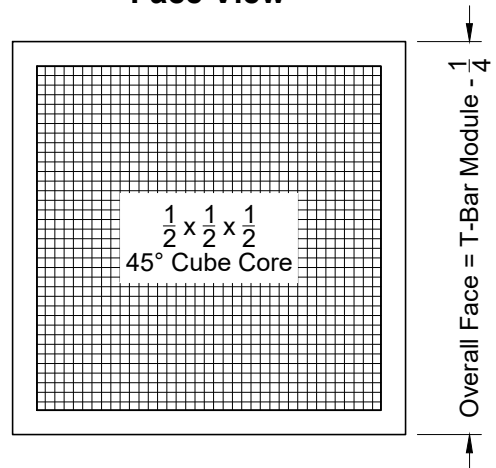


Neck Size		
	Min	Max
Neck 1	6	48
Neck 2	4	24

### XG-CC45S-6 - T-Bar Lay-In



### Face View



Listed Sizes
12 x 12
12 x 24
24 x 24
48 x 24

Neck Size		
	Min	Max
Neck 1	6	46
Neck 2	4	22

Note: This product complies with NFPA 90A-18 standard 4.3.7.3.2 and 4.3.8.3.2 and is constructed with openings through which a 1/2" sphere can not pass.

1. Available Finishes	2. Available Accessories	3. Available Options	4. Construction Details
Standard Finish: 01 White Finish 24 Mill Finish Optional Finish 02 Satin Silver 03 Black 28 Custom Color	XG-OBD - Steel Opposed Blade Damper XG-OBDA - Aluminum OBD XG-L9 - Equalizing Grid XG-PF - Plaster Frame XG-TBPF - T-Bar Plaster Frame XG-TR - Square to Round Transition XG-TR-Deep - Deep Transition XG-LIPF - Lay-In Plaster Frame XG-CM - Concealed Mount	IS - Insect Screen NSH - No Screw Holes	<ul style="list-style-type: none"> <li>Frame is Steel Construction</li> <li>Cube Core is Aluminum Construction</li> <li>Largest single section is 48x24</li> </ul>

All Dimensions ±1/16"