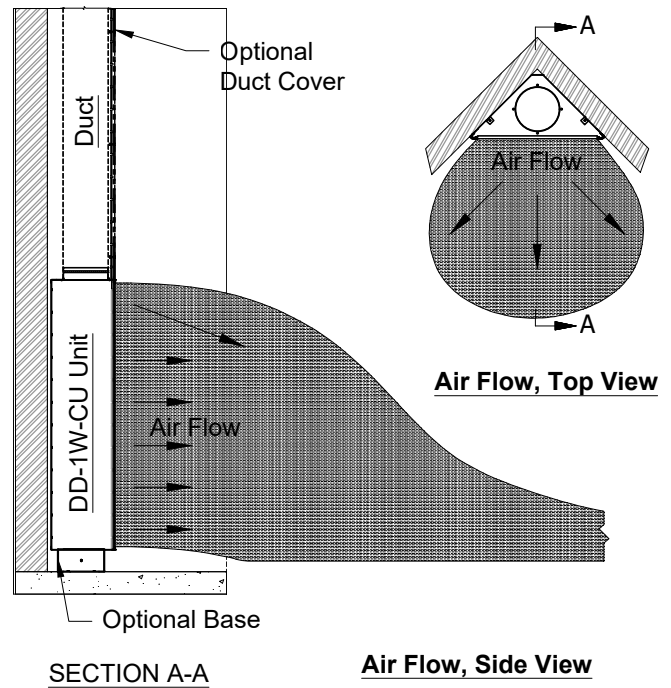
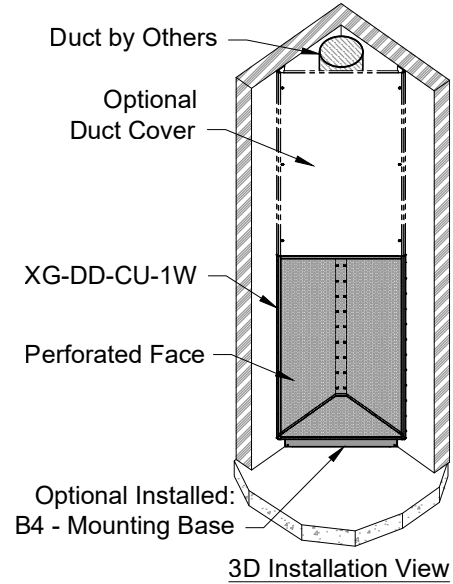
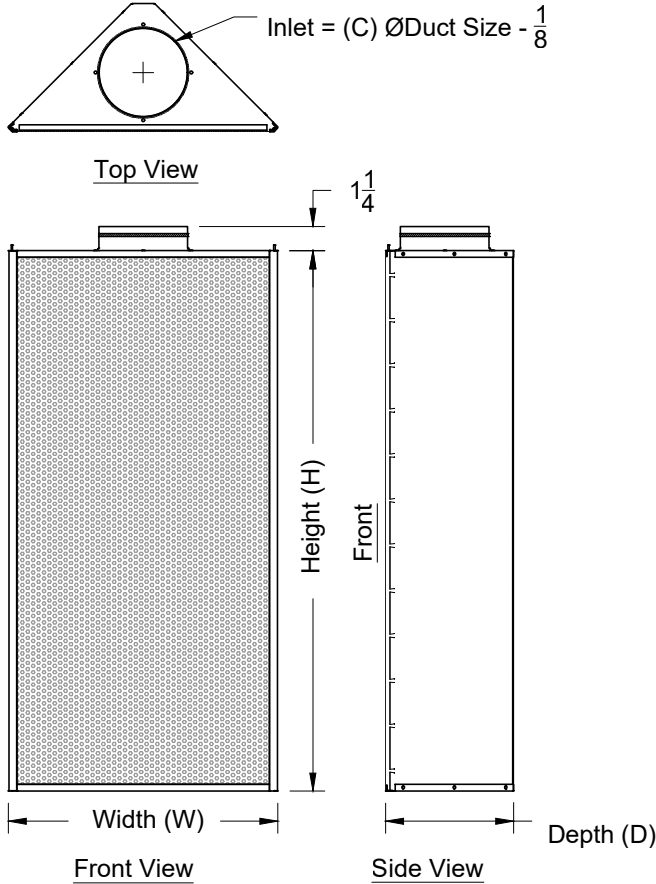


Model: XG-DD-CU-1W Triangular Corner - 1 Way Air Flow - Surface Mount

XG-DD-CU-1W - Surface Mount



Size	W	H	D	C (Inlet option)
12 x 24 x 6	12	24	6	4
12 x 36 x 6	12	36	6	4
12 x 48 x 6	12	48	6	4
12 x 60 x 6	12	60	6	4
24 x 36 x 12	24	36	12	6 & 8
24 x 48 x 12	24	48	12	6 & 8
24 x 60 x 12	24	60	12	6 & 8
36 x 48 x 18	36	48	18	6, 8, 10, 12
36 x 60 x 18	36	60	18	6, 8, 10, 12

1. Available Finishes	2. Available Accessories	3. Available Options	4. Construction Details
Standard Finish: 01 White Optional Finish 03 Black 28 Custom Color	Duct Cover Base		<ul style="list-style-type: none"> • Steel Construction • 23% Perforated Face • Extruded Corners • Steel Panels • Duct covers for displacement diffusers have a max single section height of 48" • Taller units will be made in multiple sections for structural rigidity

All Dimensions ±1/16"