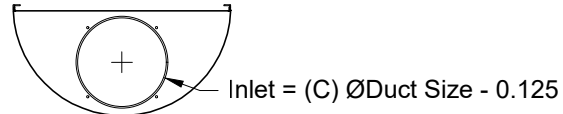
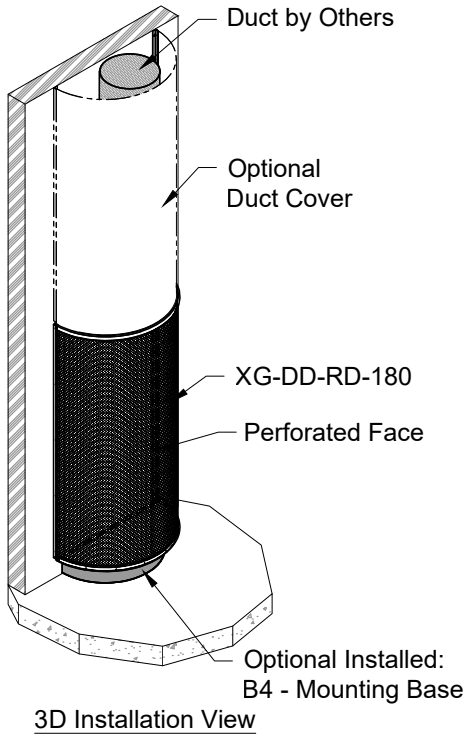
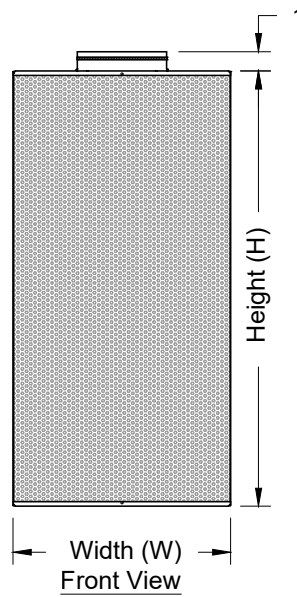


Model: XG-DD-RD-180 Semi Round 180° Airflow - Surface Mount

XG-DD-RD-180 - Surface Mount

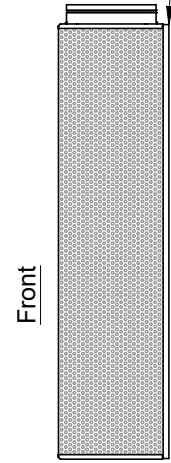


Top View



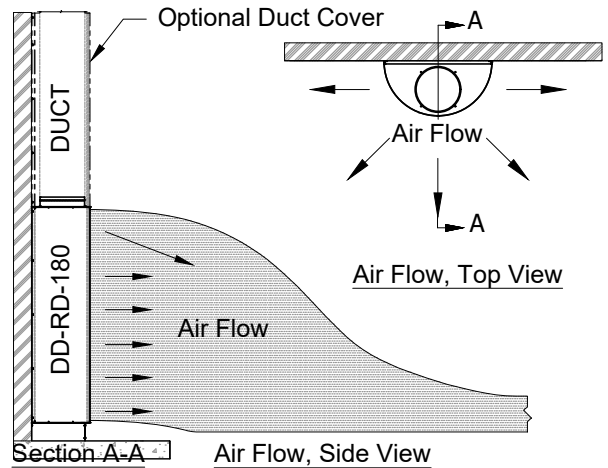
Front View

Wall mounting Rails,
Typ. Both Sides



Side View

Size	W	H	C (Inlet Option)	D
18 x 24 x 9	18	24	6	9
18 x 36 x 9	18	36	6	9
18 x 48 x 9	18	48	6	9
24 x 24 x 12	24	24	8, 10	9
24 x 36 x 12	24	36	8, 10	12
24 x 48 x 12	24	48	8, 10	12
24 x 60 x 12	24	60	8, 10	12
30 x 24 x 15	3	24	8, 10, 12	12
30 x 36 x 15	30	36	8, 10, 12	15
30 x 48 x 15	30	48	8, 10, 12	15
30 x 60 x 15	30	60	8, 10, 12	15
36 x 36 x 18	36	36	8, 10, 12, 14	18
36 x 48 x 18	36	48	8, 10, 12, 14	18
36 x 60 x 18	36	60	8, 10, 12, 14	18



1. Available Finishes	2. Available Accessories	3. Available Options	4. Construction Details
Standard Finish: 01 White Optional Finish 02 Satin Silver 03 Black 28 Custom Color		B4 - Mounting Base	<ul style="list-style-type: none"> • 23% Perforated Face .050" Aluminum • 24ga. Steel Construction • Duct covers for displacement diffusers have a max single section height of 48" • Taller units will be made in multiple sections for structural rigidity

All Dimensions ±1/16"