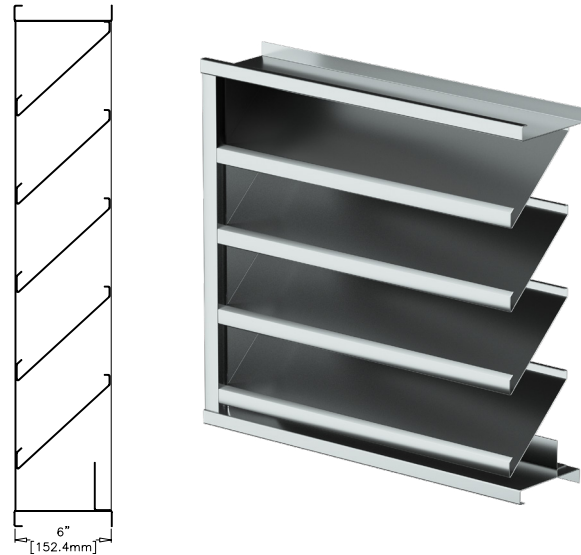


6776

Stationary Louver | Drainable Blade | Galvanized Steel

Standard Construction

Frame	Galvanized steel, 6 in. (152 mm) x 16 gauge wall thickness
Blades	Drainable design, 20 gauge galvanized steel wall thickness, positioned 37° on approximately 4 in. (102 mm) centers
Louver Depth	6 in. (152 mm)
Construction	Mechanically fastened
Finish	Mill
Minimum Size	12 in. W x 16. H (305 mm W x 406 mm H)
Maximum Single Section Size	60 in. W x 96 in. H (1524 mm W x 2438 mm H)
Wind Load	25 PSF (1.2 kPa)



Performance Ratings



Airolite certifies that the 6776 louvers shown herein are licensed to bear the AMCA Seal. The ratings shown are based on tests and procedures performed in accordance with AMCA Publication 511 and comply with the requirements of the AMCA Certified Ratings Program. The AMCA Certified Ratings Seal applies to Water Penetration and Air Performance ratings.

Performance of 48 in. x 48 in. (1219 mm x 1219 mm) Louver

Free Area	
Area	8.15 sq. ft. (0.757 sq. m)
Percent	50.9%
Performance at Beginning Point of Water Penetration	
Free Area Velocity	948 fpm (4.816 m/s)
Max Intake Volume	7726 cfm (3.646 m ³ /s)
Performance at 6,000 CFM (2.832 m³/s) Intake	
Pressure Drop	0.083 in. wg (0.021 kPa)

Document Links

[Architectural Louvers Catalog](#)

[Finishes & Colors](#)

[Qwik Ship Guide](#)

[Airolite Warranty Statement](#)

Options and Accessories

- [Bird Screen](#)
- [Blank Off Panels](#)
- [Extended Sill](#)
- [Filter Rack/Filter](#)
- [Flange Frame](#)
- [Hinged Frame](#)
- [Insect Screen](#)
- [Mounting Angles](#)
- [Security Bars](#)
- [Variety of Architectural Finishes](#)
- Welded Construction
- 16 or 18 ga. Nominal Blade Thickness

Standard Details

[6776 Standard Details](#)

Structural reinforcing members may be required to adequately support and install multiple louver sections within a large opening. Structural reinforcing members along with any associated installation hardware is not provided by Airolite unless indicated otherwise by Airolite. Options and accessories including, but not limited to, screens, filter racks, louver doors, and blank off panels are not subject to structural analysis unless indicated otherwise by Airolite.

**AIROLITE**
The look that works.™

Free Area Chart

Free Area Chart shows free area in square feet and square meters.

Louver Height Inches (Meters)	Louver Width in Inches (Meters)								
	12	18	24	30	36	42	48	54	60
0.30	0.34	0.56	0.78	1.00	1.22	1.44	1.66	1.88	2.10
0.41	0.03	0.05	0.07	0.09	0.11	0.13	0.15	0.17	0.20
0.46	0.34	0.56	0.78	1.00	1.22	1.44	1.66	1.88	2.10
0.61	0.05	0.09	0.12	0.15	0.19	0.22	0.26	0.29	0.32
0.76	0.79	1.30	1.81	2.32	2.83	3.34	3.86	4.37	4.88
0.91	0.07	0.12	0.17	0.22	0.26	0.31	0.36	0.41	0.45
1.07	1.15	1.89	2.64	3.38	4.13	4.87	5.62	6.36	7.11
1.22	0.11	0.18	0.25	0.31	0.38	0.45	0.52	0.59	0.66
1.37	1.41	2.32	3.23	4.15	5.06	5.97	6.88	7.80	8.71
1.52	0.13	0.22	0.30	0.39	0.47	0.55	0.64	0.72	0.81
1.68	1.67	2.75	3.83	4.91	5.99	7.07	8.15	9.23	10.31
1.83	0.16	0.26	0.36	0.46	0.56	0.66	0.76	0.86	0.96
1.98	1.91	3.15	4.39	5.63	6.87	8.11	9.35	10.59	11.83
2.13	0.18	0.29	0.41	0.52	0.64	0.75	0.87	0.98	1.10
2.29	2.14	3.52	4.91	6.29	7.68	9.07	10.45	11.84	13.23
2.44	0.20	0.33	0.46	0.58	0.71	0.84	0.97	1.10	1.23
2.59	2.36	3.89	5.43	6.96	8.49	10.02	11.55	13.08	14.62
2.74	0.22	0.36	0.50	0.65	0.79	0.93	1.07	1.22	1.36
2.89	2.59	4.26	5.94	7.62	9.30	10.97	12.65	14.33	16.01
3.04	0.24	0.40	0.55	0.71	0.86	1.02	1.18	1.33	1.49
3.19	2.81	4.63	6.46	8.28	10.10	11.93	13.75	15.57	17.40
3.34	0.26	0.43	0.60	0.77	0.94	1.11	1.28	1.45	1.62
3.49	3.04	5.01	6.97	8.94	10.91	12.88	14.85	16.82	18.79
3.64	0.28	0.47	0.65	0.83	1.01	1.20	1.38	1.56	1.75
3.79	3.26	5.38	7.49	9.61	11.72	13.84	15.95	18.07	20.18
3.94	0.30	0.50	0.70	0.89	1.09	1.29	1.48	1.68	1.87
4.09	3.49	5.75	8.01	10.27	12.53	14.79	17.05	19.31	21.57
4.24	0.32	0.53	0.74	0.95	1.16	1.37	1.58	1.79	2.00

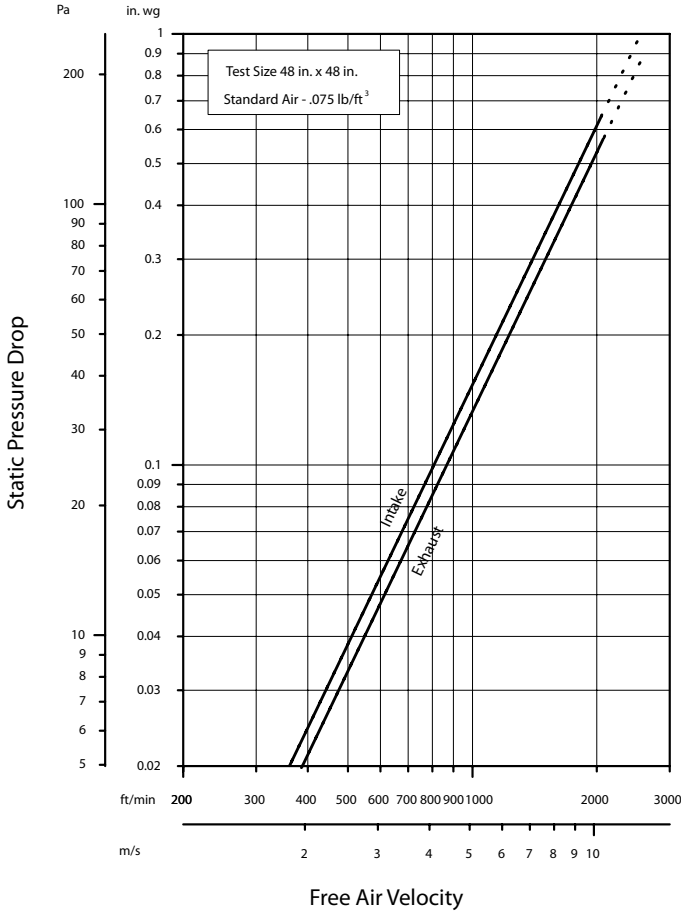
6776

Stationary Louver | Drainable Blade | Galvanized Steel

Airflow Resistance

Standard Air - 0.075 lb/ft³ (1.2 kg/m)

Test size 48 in. x 48 in. (1219 mm x 1219 mm)



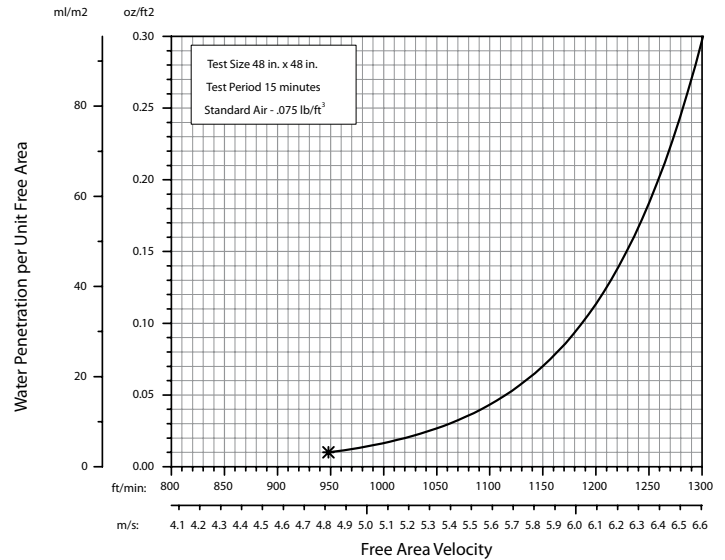
Model 6776 resistance to airflow (pressure drop) varies depending on louver application (air intake or air exhaust). Free area velocities (shown) are higher than average velocity through the overall louver size. See louver selection information. (Test Figure 5.5-6.5)

Water Penetration

Standard Air - 0.075 lb/ft³ (1.2 kg/m)

Test size 48 in. x 48 in. (1219 mm x 1219 mm)

Test duration of 15 min.



The AMCA Water Penetration Test provides a method for comparing various louver models and designs as to their efficiency in resisting the penetration of rainfall under specific laboratory test conditions. The beginning point of water penetration is defined as that velocity where the water penetration curve projects through 0.01 oz. (3 g) of water (penetration) per sq. ft. (m²) of louver free area. ***The beginning point of water penetration for Model 6776 is 948 fpm (4.816 m/s) free area velocity.** These performance ratings do not guarantee a louver to be weatherproof or stormproof and should be used in combination with other factors including good engineering judgement in selecting louvers.

