

ALUMINUM NARROW PROFILE LOUVER

Louver Type	AC155
Material	Aluminum
Stationary Blade	0.056 in. (1.42 mm)
Frame	0.063 in. (1.6 mm)
Louver Depth	1.5 in. (38.1 mm)
Blade Angle	30.5°
Free Area – 4 ft. x 4 ft. Unit	7.35 sq. ft. (0.68 sq m)
Percent Free Area	45.9%
Free Area Velocity at Beginning Point of Water Penetration – 0.01 oz H₂O/sq. ft. Free Area	not rated
Air Volume Flow Rate at Beginning Point of Water Penetration – 4 ft. x 4 ft. Unit	not rated
Pressure Drop at Beginning Point of Water Penetration	not rated



RECOMMENDED SPECIFICATION

GENERAL

Furnish and install where indicated on plans or described in schedules Louver Type AC155 as designed and manufactured by The Airolite Company LLC, Schofield, Wisconsin. Louvers shall be furnished with bird screen, insect screen, supports, installation hardware and finishes as specified and as required for a complete installation.

PRODUCTS

Louvers shall be architectural blade Louver Type AC155 with visible vertical mullions. Louvers shall be 1-1/2-inches (38.1 mm) deep and assembled entirely from aluminum components. Blades shall be 0.056-inch (1.42 mm) and frames shall be 0.063-inch (1.6 mm) thick aluminum. Blades shall be stationary, horizontal and spaced 1-7/8-inches (47.6 mm) on center.

STRUCTURAL DESIGN CRITERIA

Maximum single section size for model AC155 is 48 in. W x 60 in. H. Larger openings require field assembly of multiple louver panels to make up the overall opening size. Structural reinforcing members may be required to adequately support and install multiple louver sections within a large opening. Structural reinforcing members along with any associated installation hardware is not provided by Airolite unless indicated otherwise by Airolite. Options and accessories including, but not limited to, screens, filter racks, louver doors, and blank off panels are not subject to structural analysis unless indicated otherwise by Airolite. Additional information on louver installation may be found in AMCA Publication #501, Louver Application Manual.

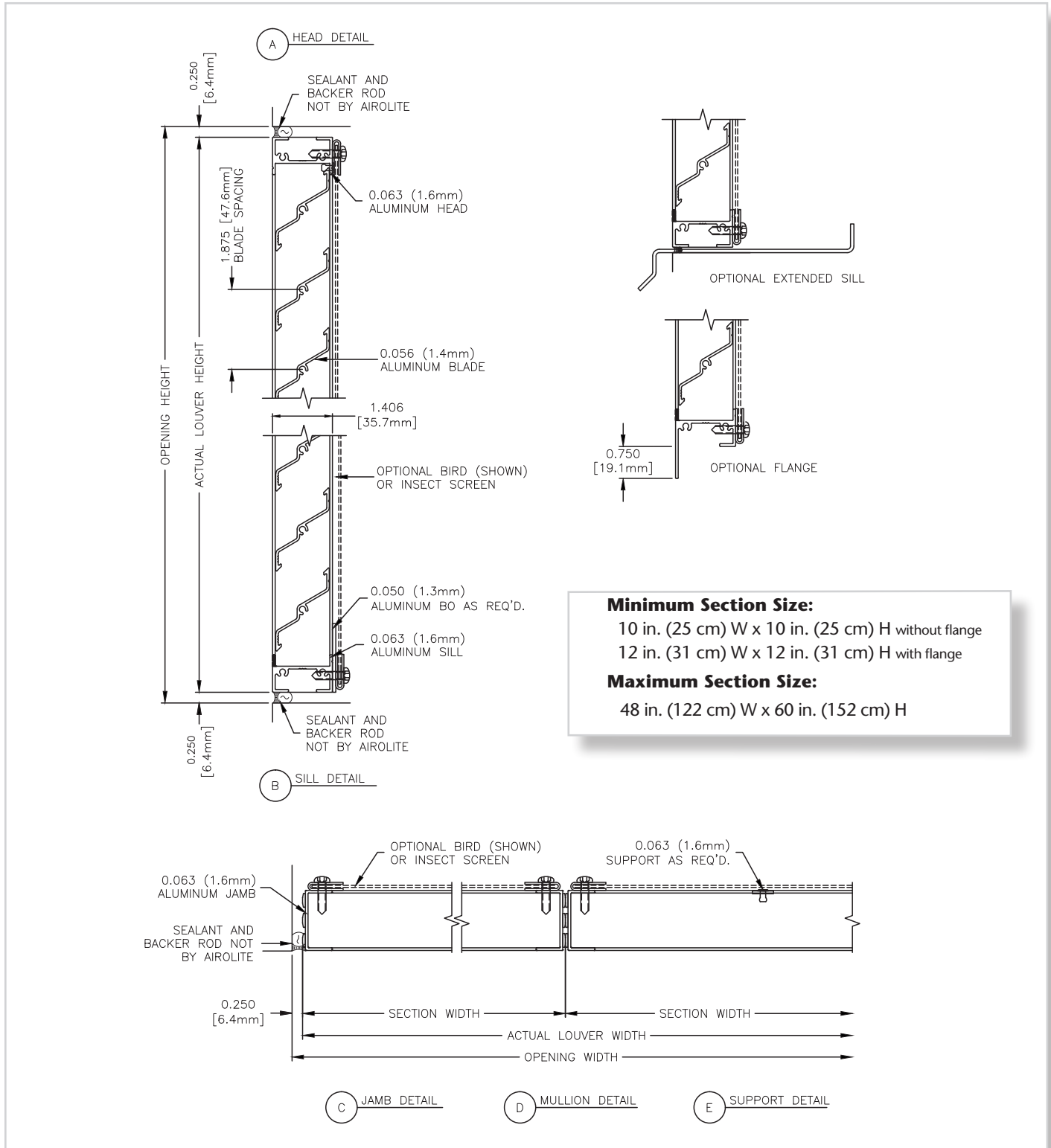
PERFORMANCE RATINGS

FREE AREA:	7.35 Square Feet (0.68 m ²)
MINIMUM FREE AREA VELOCITY at Beginning Point of Water Penetration:	not rated
MINIMUM AIR VOLUME FLOW RATE at Beginning Point of Water Penetration:	not rated
PRESSURE DROP at Beginning Point of Water Penetration:	not rated

See page 4 for complete finish options

LOUVER TYPE AC155 PRODUCT DESCRIPTION & DETAILS

AIROLITE LOUVER TYPE AC155 is a versatile, horizontal blade, 1-1/2-inch (38.1 mm) deep architectural louver suitable for applications with narrow or short openings that require greater free area than a four or six-inch deep louver can provide and weather protection is not a concern. Please contact your local Airlite representative or the factory for assistance with the layout and design of support systems when required.



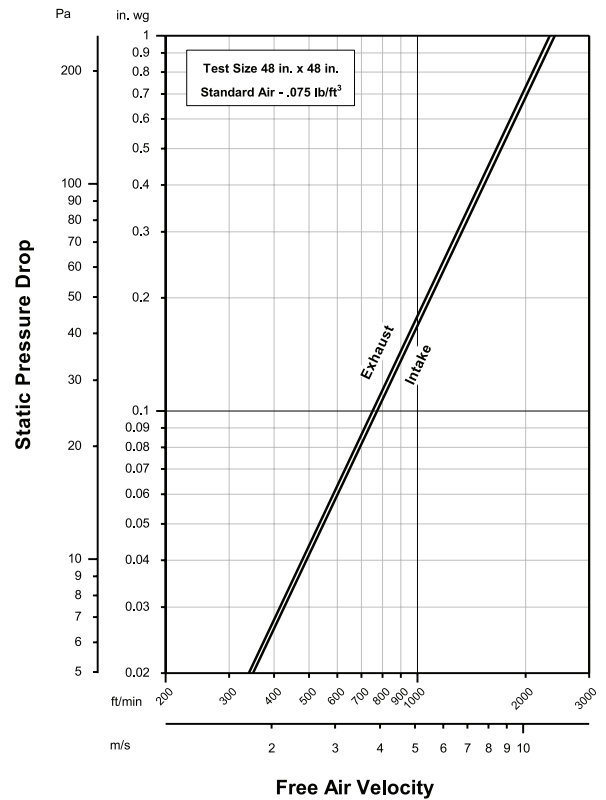
LOUVER TYPE AC155 PERFORMANCE RATINGS

FREE AREA CHART - in square feet

Louver Height Inches	Louver Width in Inches							
	10	12	18	24	30	36	42	48
8	0.16	0.20	0.31	0.42	0.52	0.63	0.74	0.85
10	0.22	0.28	0.43	0.59	0.73	0.88	1.04	1.19
12	0.28	0.35	0.55	0.74	0.93	1.12	1.32	1.52
15	0.36	0.44	0.69	0.94	1.17	1.42	1.67	1.92
18	0.46	0.56	0.88	1.20	1.49	1.80	2.12	2.44
21	0.55	0.68	1.07	1.45	1.80	2.19	2.57	2.96
24	0.63	0.78	1.22	1.66	2.06	2.50	2.94	3.38
27	0.74	0.91	1.43	1.95	2.42	2.94	3.46	3.97
30	0.82	1.01	1.57	2.14	2.66	3.23	3.80	4.37
33	0.91	1.13	1.76	2.40	2.98	3.62	4.26	4.89
36	1.01	1.25	1.95	2.65	3.30	4.00	4.71	5.41
39	1.09	1.34	2.10	2.86	3.56	4.32	5.08	5.84
42	1.20	1.48	2.32	3.15	3.92	4.76	5.59	6.43
45	1.28	1.57	2.46	3.35	4.16	5.05	5.94	6.82
48	1.37	1.69	2.65	3.60	4.48	5.44	6.39	7.35
51	1.47	1.81	2.83	3.86	4.80	5.82	6.84	7.86
54	1.55	1.91	2.99	4.07	5.06	6.14	7.22	8.29
57	1.66	2.05	3.20	4.36	5.42	6.57	7.73	8.88
60	1.73	2.14	3.34	4.55	5.66	6.86	8.07	9.28

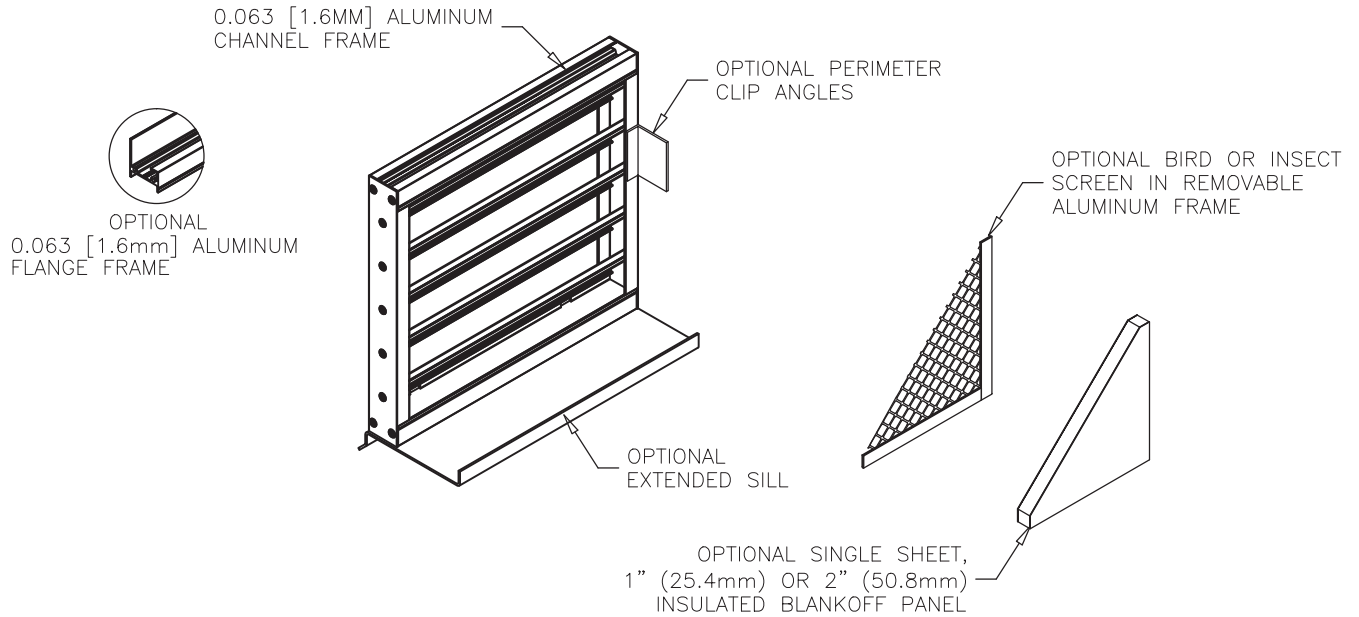
AIRFLOW RESISTANCE

(Standard Air - .075 lb./ft.³)



Louver Type AC155 resistance to airflow (pressure drop) varies depending on louver application (air intake or air exhaust). Free area velocities (shown) are higher than average velocity through the overall louver size.

LOUVER TYPE AC155 METHOD OF INSTALLATION & ACCESSORY OPTIONS



FINISHES

Finish Type	Description/Application	Color Selection	Standard Warranty (Aluminum)
AAMA 2605 100% Fluoropolymer (FEVE) 2-Coat 70% Kynar® (PVDF) 3-Coat 70% Kynar® (PVDF)	"Best." The premier finish for extruded aluminum. Tough, long-lasting coating has superior color retention and abrasive properties. Resists chalking, fading, chemical abrasion and weathering.	Standard Colors: Any of the 27 standard colors shown can be furnished in 70% or 50% Kynar®, 100% Fluoropolymer or Baked Enamel. Mica Colors: Aiolite offers 6 standard Mica colors for 70% Kynar® or 100% Fluoropolymer. Custom Colors: Custom color matching is available. Consult your Aiolite representative for cost and/or lead-time implications if a custom color is required.	10 Years (20 Years Optional)
AAMA 2603 Baked Enamel	"Good." Provides good adhesion and resistance to weathering, corrosion and chemical stain.		1 Year
Prime Coat	Louvers or architectural products shall be cleaned, pre-treated and receive a prime coat finish suitable for field painting. Aiolite does not recommend prime coat or field painting of materials.		n/a
Mill	Materials may be supplied in natural aluminum or galvanized steel finish when normal weathering is acceptable and there is no concern for color or color change.		n/a

Finishes meet or exceed AAMA 2605, AAMA 2604, and AAMA 2603 requirements. Please consult www.aiolite.com for complete information on standard and extended paint warranties. Paint finish warranties are not applicable to steel products.



P.O. Box 410, 525 Western Road, Schofield, WI 54476-0410 USA
715.841.8757 • fax 715.841.8773 • www.aiolite.com

Submittal AC155 February 2020
Copyright ©2020 The Aiolite Company, LLC

The Aiolite Company, LLC reserves the right to make product changes.