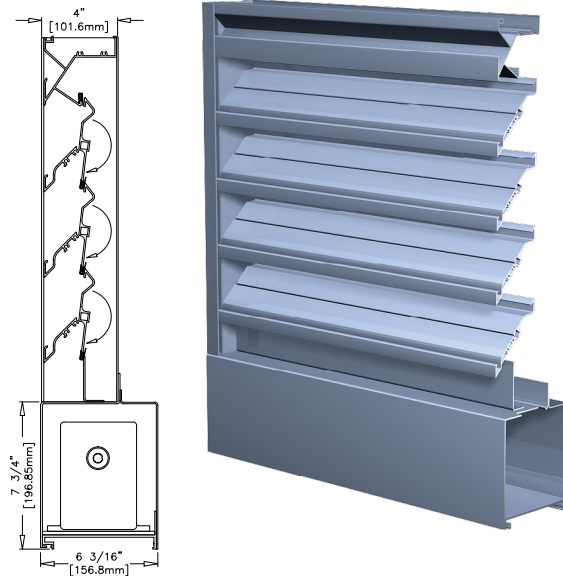


K8204E

Combination Louver/Damper | Concealed Actuator | Extruded Aluminum

Standard Construction

Frame	Heavy gauge extruded 6063-T5 aluminum, 4 in. (102 mm) head/jamb and 6.2 in. (157 mm) sill x 0.125 in. (3 mm) nominal wall thickness
Blades	Stationary blade: drainable design, heavy gauge extruded 6063-T5 aluminum, 0.081 in. (2 mm) nominal wall thickness, positioned at 45° angles on approximately 4 in. (102 mm) center Operable blade: heavy gauge extruded 6063-T5 aluminum, 0.081 (2 mm) nominal wall thickness
Seals	Dual-durometer extruded vinyl blade seals, compressible stainless steel jamb seals
Temperature Restrictions	(-20° F) - (+180° F) (-29° C) - (+82° C)
Linkage	Side linkage, out of airstream (concealed in frame)
Bearings	Synthetic sleeve type
Axles	1/2 in. (13 mm) dia. zinc plated steel
Louver Depth	4 in. (102 mm) head/jamb, 6.2 (157 mm) sill
Construction	Mechanically fastened
Finish	Mill
Minimum Size	18 in. W x 20.25 in. H (457 mm W x 514 mm H)
Maximum Single Section Size	60 in. W x 96 in. H (1524 mm W x 2438 mm H)
Wind Load	25 PSF (1.2 kPa)



Options and Accessories

- [Bird Screen](#)
- [Extended Sill](#)
- [Filter Rack/Filter](#)
- [Flange Frame](#)
- [Insect Screen](#)
- [Mounting Angles](#)
- [Security Bars](#)
- Stainless Steel Axles and Bearings
- [Variety of Architectural Finishes](#)

Performance Ratings

Performance of 48 in. x 48 in. (1219 mm x 1219 mm) Louver

Free Area	
Area	5.41 sq. ft. (0.503 sq. m)
Percent	33.8%
Performance at Beginning Point of Water Penetration	
Free Area Velocity	1192 fpm (6.055 m/s)
Max Intake Volume	6449 cfm (3.043 m ³ /s)
Performance at 6,000 CFM (2.832 m³/s) Intake	
Pressure Drop	0.147 in. wg (0.036 kPa)

Document Links

[Architectural Louvers Catalog](#)

[Finishes & Colors](#)

[Qwik Ship Guide](#)

[Aiolite Warranty Statement](#)

Product Details

[K8204E Standard Details](#)

Structural reinforcing members may be required to adequately support and install multiple louver sections within a large opening. Structural reinforcing members along with any associated installation hardware is not provided by Aiolite unless indicated otherwise by Aiolite. Options and accessories including, but not limited to, screens, filter racks, louver doors, and blank off panels are not subject to structural analysis unless indicated otherwise by Aiolite.

AIROLITE
The look that works.™

K8204E

Combination Louver/Damper | Concealed Actuator | Extruded Aluminum

Free Area Chart

Free Area Chart shows free area in square feet and square meters.

Louver Height Inches (Meters)	Louver Width in Inches (Meters)														
	18	21	23	26	29	32	35	38	41	44	48	51	54	57	60
0.46	0.53	0.58	0.66	0.74	0.81	0.89	0.97	1.04	1.12	1.22	1.30	1.37	1.45	1.52	
20.25	0.21	0.25	0.28	0.32	0.36	0.40	0.45	0.49	0.53	0.57	0.63	0.67	0.71	0.75	0.79
0.51	0.02	0.02	0.03	0.03	0.03	0.04	0.04	0.05	0.05	0.05	0.06	0.06	0.07	0.07	0.07
24	0.45	0.54	0.60	0.69	0.77	0.86	0.95	1.04	1.13	1.22	1.33	1.42	1.51	1.60	1.69
0.61	0.04	0.05	0.06	0.06	0.07	0.08	0.09	0.10	0.10	0.11	0.12	0.13	0.14	0.15	0.16
28	0.69	0.82	0.91	1.05	1.19	1.32	1.46	1.59	1.73	1.86	2.04	2.18	2.31	2.45	2.59
0.71	0.06	0.08	0.08	0.10	0.11	0.12	0.14	0.15	0.16	0.17	0.19	0.20	0.21	0.23	0.24
32	0.93	1.11	1.23	1.41	1.60	1.78	1.96	2.14	2.33	2.51	2.75	2.94	3.12	3.30	3.48
0.81	0.09	0.10	0.11	0.13	0.15	0.17	0.18	0.20	0.22	0.23	0.26	0.27	0.29	0.31	0.32
36	1.17	1.40	1.55	1.78	2.01	2.24	2.47	2.70	2.93	3.16	3.46	3.69	3.92	4.15	4.38
0.91	0.11	0.13	0.14	0.17	0.19	0.21	0.23	0.25	0.27	0.29	0.32	0.34	0.36	0.39	0.41
40	1.41	1.68	1.87	2.14	2.42	2.70	2.97	3.25	3.53	3.80	4.17	4.45	4.72	5.00	5.28
1.02	0.13	0.16	0.17	0.20	0.22	0.25	0.28	0.30	0.33	0.35	0.39	0.41	0.44	0.46	0.49
44	1.64	1.96	2.17	2.50	2.82	3.14	3.46	3.78	4.11	4.43	4.86	5.18	5.50	5.82	6.14
1.12	0.15	0.18	0.20	0.23	0.26	0.29	0.32	0.35	0.38	0.41	0.45	0.48	0.51	0.54	0.57
48	1.82	2.18	2.42	2.78	3.14	3.50	3.86	4.21	4.57	4.93	5.41	5.77	6.13	6.49	6.84
1.22	0.17	0.20	0.22	0.26	0.29	0.33	0.36	0.39	0.42	0.46	0.50	0.54	0.57	0.60	0.64
52	1.88	2.25	2.50	2.87	3.24	3.61	3.98	4.35	4.73	5.10	5.59	5.96	6.33	6.70	7.07
1.32	0.17	0.21	0.23	0.27	0.30	0.34	0.37	0.40	0.44	0.47	0.52	0.55	0.59	0.62	0.66
56	2.12	2.54	2.82	3.24	3.65	4.07	4.49	4.91	5.32	5.74	6.30	6.72	7.13	7.55	7.97
1.42	0.20	0.24	0.26	0.30	0.34	0.38	0.42	0.46	0.49	0.53	0.59	0.62	0.66	0.70	0.74
60	2.36	2.83	3.14	3.60	4.07	4.53	4.99	5.46	5.92	6.39	7.01	7.47	7.94	8.40	8.87
1.52	0.22	0.26	0.29	0.33	0.38	0.42	0.46	0.51	0.55	0.59	0.65	0.69	0.74	0.78	0.82
64	2.60	3.11	3.45	3.97	4.48	4.99	5.50	6.01	6.52	7.04	7.72	8.23	8.74	9.25	9.76
1.63	0.24	0.29	0.32	0.37	0.42	0.46	0.51	0.56	0.61	0.65	0.72	0.76	0.81	0.86	0.91
68	2.84	3.40	3.77	4.33	4.89	5.45	6.01	6.56	7.12	7.68	8.43	8.99	9.54	10.10	10.66
1.73	0.26	0.32	0.35	0.40	0.45	0.51	0.56	0.61	0.66	0.71	0.78	0.84	0.89	0.94	0.99
72	3.08	3.68	4.09	4.69	5.30	5.91	6.51	7.12	7.72	8.33	9.14	9.74	10.35	10.95	11.56
1.83	0.29	0.34	0.38	0.44	0.49	0.55	0.60	0.66	0.72	0.77	0.85	0.90	0.96	1.02	1.07
76	3.32	3.97	4.41	5.06	5.71	6.36	7.02	7.67	8.32	8.97	9.84	10.50	11.15	11.80	12.46
1.93	0.31	0.37	0.41	0.47	0.53	0.59	0.65	0.71	0.77	0.83	0.91	0.98	1.04	1.10	1.16
80	3.55	4.25	4.71	5.41	6.11	6.81	7.50	8.20	8.90	9.60	10.53	11.23	11.93	12.62	13.32
2.03	0.33	0.39	0.44	0.50	0.57	0.63	0.70	0.76	0.83	0.89	0.98	1.04	1.11	1.17	1.24
84	3.74	4.47	4.96	5.69	6.43	7.16	7.90	8.63	9.37	10.10	11.08	11.82	12.55	13.29	14.02
2.13	0.35	0.42	0.46	0.53	0.60	0.67	0.73	0.80	0.87	0.94	1.03	1.10	1.17	1.23	1.30
88	3.80	4.54	5.04	5.79	6.53	7.28	8.03	8.77	9.52	10.27	11.26	12.01	12.76	13.50	14.25
2.24	0.35	0.42	0.47	0.54	0.61	0.68	0.75	0.81	0.88	0.95	1.05	1.12	1.19	1.25	1.32
92	4.03	4.83	5.36	6.15	6.95	7.74	8.53	9.33	10.12	10.91	11.97	12.77	13.56	14.35	15.15
2.34	0.37	0.45	0.50	0.57	0.65	0.72	0.79	0.87	0.94	1.01	1.11	1.19	1.26	1.33	1.41
96	4.27	5.11	5.68	6.52	7.36	8.20	9.04	9.88	10.72	11.56	12.68	13.52	14.36	15.20	16.04
2.44	0.40	0.47	0.53	0.61	0.68	0.76	0.84	0.92	1.00	1.07	1.18	1.26	1.33	1.41	1.49



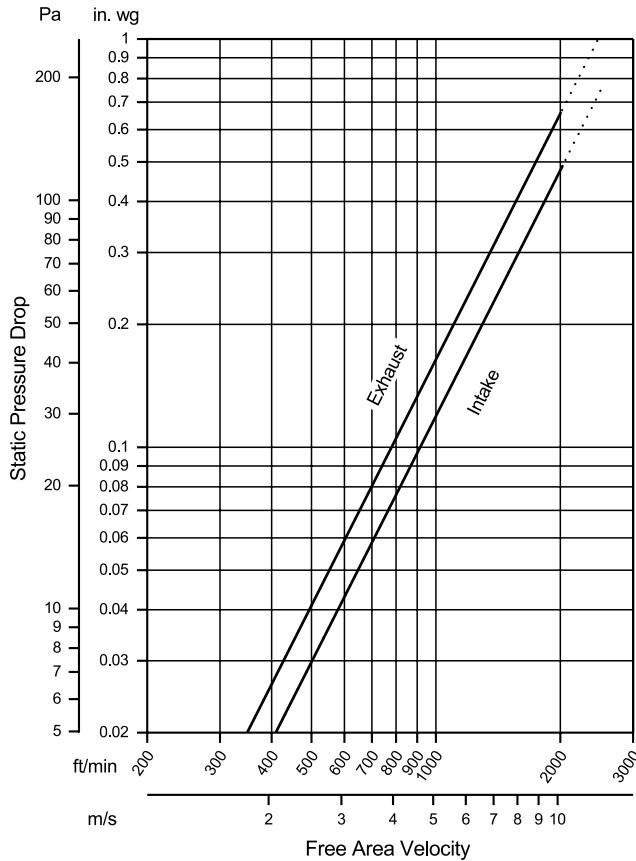
K8204E

Combination Louver/Damper | Concealed Actuator | Extruded Aluminum

Airflow Resistance

Standard Air - 0.075 lb/ft³ (1.2 kg/m³)

Test size 48 in. x 48 in. (1219 mm x 1219 mm)



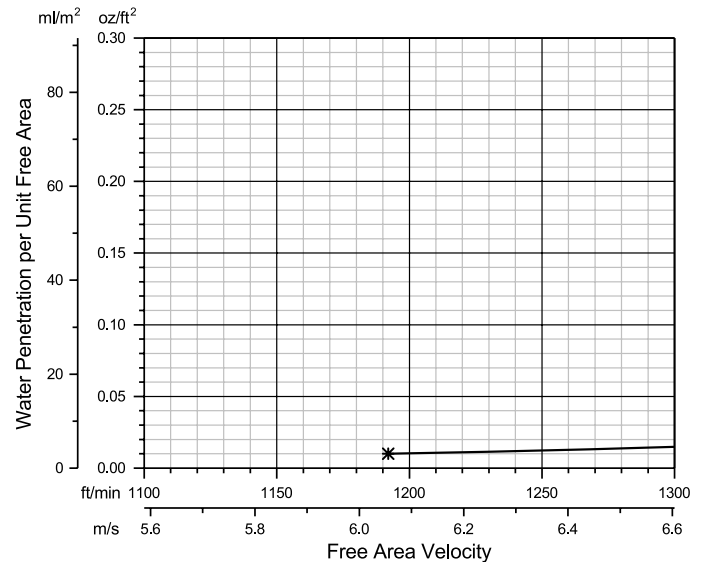
Model K8204E resistance to airflow (pressure drop) varies depending on louver application (air intake or air exhaust). Free area velocities (shown) are higher than average velocity through the overall louver size. See louver selection information. (Test Figure 5.5-6.5)

Water Penetration

Standard Air - 0.075 lb/ft³ (1.2 kg/m³)

Test size 48 in. x 48 in. (1219 mm x 1219 mm)

Test duration of 15 min.



The AMCA Water Penetration Test provides a method for comparing various louver models and designs as to their efficiency in resisting the penetration of rainfall under specific laboratory test conditions. The beginning point of water penetration is defined as that velocity where the water penetration curve projects through 0.01 oz. (3 g) of water (penetration) per sq. ft. (m²) of louver free area.

***The beginning point of water penetration for Model K8204E is 1192 fpm (6.055 m/s) free area velocity.**

These performance ratings do not guarantee a louver to be weatherproof or stormproof and should be used in combination with other factors including good engineering judgement in selecting louvers.

