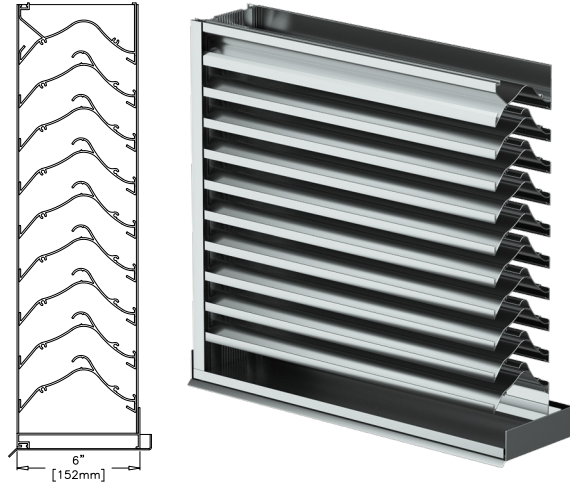


# SCH601

Storm Class Louver | Horizontal Blade | Extruded Aluminum

## Standard Construction

<b>Frame</b>	Heavy gauge extruded 6063-T5 aluminum, 6 in. (152 mm) x 0.081 in. (2 mm) nominal wall thickness
<b>Blades</b>	Horizontal rain resistant design, heavy gauge extruded 6063-T5 aluminum, 0.081 in. (2 mm) nominal wall thickness, positioned on approximately 2 in. (51 mm) centers
<b>Louver Depth</b>	6 in. (152 mm)
<b>Construction</b>	Mechanically fastened
<b>Finish</b>	Mill
<b>Minimum Size</b>	12 in. W x 7 in. H (305 mm W x 178 mm H)
<b>Maximum Single Section Size</b>	120 in. W x 120 in. H (3048 mm W x 3048 mm H) Limited to 70 sq. ft. (6.5 sq. m)
<b>Wind Load</b>	25 PSF (1.2 kPa)



## Performance Ratings



Airolite certifies that the SCH601 louvers shown herein are licensed to bear the AMCA Seal. The ratings shown are based on tests and procedures performed in accordance with AMCA Publication 511 and comply with the requirements of the AMCA Certified Ratings Program. The AMCA Certified Ratings Seal applies to \*Water Penetration, Air Performance, and \*Wind-Driven Rain ratings.

\*Ratings include the effect of a sill pan.

Louvers were tested in accordance with AMCA Standard 500-L.

### Performance of 48 in. x 48 in. (1219 mm x 1219 mm) Louver

<b>Free Area</b>	Area 7.58 sq. ft. (0.704 sq. m) Percent 47.4%
<b>Performance at Beginning Point of Water Penetration</b>	Free Area Velocity above 1250 fpm (6.350 m/s) Max Intake Volume 9475 cfm (4.472 m <sup>3</sup> /s)
<b>Performance at 6,000 CFM (2.832 m<sup>3</sup>/s) Intake</b>	Pressure Drop 0.130 in. wg (0.032 kPa)

## Document Links

[Architectural Louvers Catalog](#)

[Finishes & Colors](#)

[Qwik Ship Guide](#)

[Airolite Warranty Statement](#)

## Options and Accessories

- [Bird Screen](#)
- [Blank Off Panels](#)
- [Filter Rack/Filter](#)
- [Flange Frame](#)
- [Glazing Frame](#)
- [Insect Screen](#)
- [Mounting Angles](#)
- [Security Bars](#)
- [Variety of Architectural Finishes](#)
- Welded Construction

## Product Details

### [SCH601 Standard Details](#)

Structural reinforcing members may be required to adequately support and install multiple louver sections within a large opening. Structural reinforcing members along with any associated installation hardware is not provided by Airolite unless indicated otherwise by Airolite. Options and accessories including, but not limited to, screens, filter racks, louver doors, and blank off panels are not subject to structural analysis unless indicated otherwise by Airolite.

**AIROLITE**  
The look that works.™

# SCH601

Storm Class Louver | Horizontal Blade | Extruded Aluminum

## Free Area Chart

Free Area Chart shows free area in square feet and square meters.

Louver Height Inches (Meters)	Louver Width in Inches (Meters)																		
	12	18	24	30	36	42	48	54	60	66	72	78	84	90	96	102	108	114	120
0.30	0.30	0.46	0.61	0.76	0.91	1.07	1.22	1.37	1.52	1.68	1.83	1.98	2.13	2.29	2.44	2.59	2.74	2.90	3.05
<b>7</b>	<b>0.07</b>	<b>0.12</b>	<b>0.17</b>	<b>0.21</b>	<b>0.26</b>	<b>0.31</b>	<b>0.36</b>	<b>0.39</b>	<b>0.44</b>	<b>0.48</b>	<b>0.53</b>	<b>0.58</b>	<b>0.63</b>	<b>0.67</b>	<b>0.72</b>	<b>0.75</b>	<b>0.80</b>	<b>0.85</b>	<b>0.89</b>
0.18	0.01	0.01	0.02	0.02	0.02	0.03	0.03	0.04	0.04	0.04	0.05	0.05	0.06	0.06	0.07	0.07	0.07	0.08	0.08
<b>12</b>	<b>0.23</b>	<b>0.38</b>	<b>0.53</b>	<b>0.67</b>	<b>0.82</b>	<b>0.97</b>	<b>1.12</b>	<b>1.23</b>	<b>1.37</b>	<b>1.52</b>	<b>1.67</b>	<b>1.82</b>	<b>1.96</b>	<b>2.11</b>	<b>2.26</b>	<b>2.37</b>	<b>2.51</b>	<b>2.66</b>	<b>2.81</b>
0.30	0.02	0.04	0.05	0.06	0.08	0.09	0.10	0.11	0.13	0.14	0.16	0.17	0.18	0.20	0.21	0.22	0.23	0.25	0.26
<b>18</b>	<b>0.47</b>	<b>0.77</b>	<b>1.07</b>	<b>1.36</b>	<b>1.66</b>	<b>1.96</b>	<b>2.26</b>	<b>2.48</b>	<b>2.78</b>	<b>3.08</b>	<b>3.37</b>	<b>3.67</b>	<b>3.97</b>	<b>4.27</b>	<b>4.56</b>	<b>4.79</b>	<b>5.09</b>	<b>5.38</b>	<b>5.68</b>
0.46	0.04	0.07	0.10	0.13	0.15	0.18	0.21	0.23	0.26	0.29	0.31	0.34	0.37	0.40	0.42	0.45	0.47	0.50	0.53
<b>24</b>	<b>0.71</b>	<b>1.16</b>	<b>1.61</b>	<b>2.05</b>	<b>2.50</b>	<b>2.95</b>	<b>3.40</b>	<b>3.74</b>	<b>4.18</b>	<b>4.63</b>	<b>5.08</b>	<b>5.53</b>	<b>5.98</b>	<b>6.42</b>	<b>6.87</b>	<b>7.21</b>	<b>7.66</b>	<b>8.11</b>	<b>8.55</b>
0.61	0.07	0.11	0.15	0.19	0.23	0.27	0.32	0.35	0.39	0.43	0.47	0.51	0.56	0.60	0.64	0.67	0.71	0.75	0.79
<b>30</b>	<b>0.95</b>	<b>1.55</b>	<b>2.15</b>	<b>2.74</b>	<b>3.34</b>	<b>3.94</b>	<b>4.54</b>	<b>4.99</b>	<b>5.59</b>	<b>6.19</b>	<b>6.79</b>	<b>7.38</b>	<b>7.98</b>	<b>8.58</b>	<b>9.18</b>	<b>9.63</b>	<b>10.23</b>	<b>10.83</b>	<b>11.43</b>
0.76	0.09	0.14	0.20	0.25	0.31	0.37	0.42	0.46	0.52	0.58	0.63	0.69	0.74	0.80	0.85	0.89	0.95	1.01	1.06
<b>36</b>	<b>1.11</b>	<b>1.81</b>	<b>2.50</b>	<b>3.20</b>	<b>3.90</b>	<b>4.60</b>	<b>5.30</b>	<b>5.83</b>	<b>6.52</b>	<b>7.22</b>	<b>7.92</b>	<b>8.62</b>	<b>9.32</b>	<b>10.02</b>	<b>10.72</b>	<b>11.24</b>	<b>11.94</b>	<b>12.64</b>	<b>13.34</b>
0.91	0.10	0.17	0.23	0.30	0.36	0.43	0.49	0.54	0.61	0.67	0.74	0.80	0.87	0.93	1.00	1.04	1.11	1.17	1.24
<b>42</b>	<b>1.35</b>	<b>2.19</b>	<b>3.04</b>	<b>3.89</b>	<b>4.74</b>	<b>5.59</b>	<b>6.44</b>	<b>7.08</b>	<b>7.93</b>	<b>8.78</b>	<b>9.63</b>	<b>10.48</b>	<b>11.33</b>	<b>12.18</b>	<b>13.03</b>	<b>13.66</b>	<b>14.51</b>	<b>15.36</b>	<b>16.21</b>
1.07	0.13	0.20	0.28	0.36	0.44	0.52	0.60	0.66	0.74	0.82	0.89	0.97	1.05	1.13	1.21	1.27	1.35	1.43	1.51
<b>48</b>	<b>1.58</b>	<b>2.58</b>	<b>3.58</b>	<b>4.58</b>	<b>5.58</b>	<b>6.58</b>	<b>7.58</b>	<b>8.33</b>	<b>9.33</b>	<b>10.33</b>	<b>11.33</b>	<b>12.33</b>	<b>13.33</b>	<b>14.33</b>	<b>15.33</b>	<b>16.08</b>	<b>17.08</b>	<b>18.08</b>	<b>19.08</b>
1.22	0.15	0.24	0.33	0.43	0.52	0.61	0.70	0.77	0.87	0.96	1.05	1.15	1.24	1.33	1.42	1.49	1.59	1.68	1.77
<b>54</b>	<b>1.82</b>	<b>2.97</b>	<b>4.12</b>	<b>5.27</b>	<b>6.42</b>	<b>7.57</b>	<b>8.72</b>	<b>9.59</b>	<b>10.74</b>	<b>11.89</b>	<b>13.04</b>	<b>14.19</b>	<b>15.34</b>	<b>16.49</b>	<b>17.64</b>	<b>18.50</b>	<b>19.66</b>	<b>20.81</b>	<b>21.96</b>
1.37	0.17	0.28	0.38	0.49	0.60	0.70	0.81	0.89	1.00	1.10	1.21	1.32	1.43	1.53	1.64	1.72	1.83	1.93	2.04
<b>60</b>	<b>2.06</b>	<b>3.36</b>	<b>4.66</b>	<b>5.96</b>	<b>7.26</b>	<b>8.57</b>	<b>9.87</b>	<b>10.84</b>	<b>12.14</b>	<b>13.44</b>	<b>14.75</b>	<b>16.05</b>	<b>17.35</b>	<b>18.65</b>	<b>19.95</b>	<b>20.93</b>	<b>22.23</b>	<b>23.53</b>	<b>24.83</b>
1.52	0.19	0.31	0.43	0.55	0.67	0.80	0.92	1.01	1.13	1.25	1.37	1.49	1.61	1.73	1.85	1.94	2.07	2.19	2.31
<b>66</b>	<b>2.30</b>	<b>3.75</b>	<b>5.20</b>	<b>6.65</b>	<b>8.10</b>	<b>9.56</b>	<b>11.01</b>	<b>12.10</b>	<b>13.55</b>	<b>15.00</b>	<b>16.45</b>	<b>17.90</b>	<b>19.35</b>	<b>20.81</b>	<b>22.26</b>	<b>23.35</b>	<b>24.80</b>	<b>26.25</b>	<b>27.70</b>
1.68	0.21	0.35	0.48	0.62	0.75	0.89	1.02	1.12	1.26	1.39	1.53	1.66	1.80	1.93	2.07	2.17	2.30	2.44	2.57
<b>72</b>	<b>2.46</b>	<b>4.01</b>	<b>5.56</b>	<b>7.11</b>	<b>8.66</b>	<b>10.22</b>	<b>11.77</b>	<b>12.93</b>	<b>14.48</b>	<b>16.04</b>	<b>17.59</b>	<b>19.14</b>	<b>20.69</b>	<b>22.24</b>	<b>23.80</b>	<b>24.96</b>	<b>26.51</b>	<b>28.06</b>	<b>29.61</b>
1.83	0.23	0.37	0.52	0.66	0.80	0.95	1.09	1.20	1.35	1.49	1.63	1.78	1.92	2.07	2.21	2.32	2.46	2.61	2.75
<b>78</b>	<b>2.70</b>	<b>4.40</b>	<b>6.10</b>	<b>7.80</b>	<b>9.50</b>	<b>11.21</b>	<b>12.91</b>	<b>14.19</b>	<b>15.89</b>	<b>17.59</b>	<b>19.29</b>	<b>21.00</b>	<b>22.70</b>	<b>24.40</b>	<b>26.10</b>	<b>27.38</b>	<b>29.08</b>	<b>30.78</b>	<b>32.49</b>
1.98	0.25	0.41	0.57	0.72	0.88	1.04	1.20	1.32	1.48	1.63	1.79	1.95	2.11	2.27	2.42	2.54	2.70	2.86	3.02
<b>84</b>	<b>2.93</b>	<b>4.79</b>	<b>6.64</b>	<b>8.49</b>	<b>10.35</b>	<b>12.20</b>	<b>14.05</b>	<b>15.44</b>	<b>17.29</b>	<b>19.15</b>	<b>21.00</b>	<b>22.85</b>	<b>24.71</b>	<b>26.56</b>	<b>28.41</b>	<b>29.80</b>	<b>31.65</b>	<b>33.51</b>	<b>35.36</b>
2.13	0.27	0.45	0.62	0.79	0.96	1.13	1.31	1.43	1.61	1.78	1.95	2.12	2.30	2.47	2.64	2.77	2.94	3.11	3.29
<b>90</b>	<b>3.17</b>	<b>5.18</b>	<b>7.18</b>	<b>9.18</b>	<b>11.19</b>	<b>13.19</b>	<b>15.19</b>	<b>16.69</b>	<b>18.70</b>	<b>20.70</b>	<b>22.70</b>	<b>24.71</b>	<b>26.71</b>						
2.29	0.29	0.48	0.67	0.85	1.04	1.23	1.41	1.55	1.74	1.92	2.11	2.30	2.48						
<b>96</b>	<b>3.41</b>	<b>5.56</b>	<b>7.72</b>	<b>9.87</b>	<b>12.03</b>	<b>14.18</b>	<b>16.33</b>	<b>17.95</b>	<b>20.10</b>	<b>22.26</b>	<b>24.41</b>	<b>26.56</b>	<b>28.72</b>						
2.44	0.32	0.52	0.72	0.92	1.12	1.32	1.52	1.67	1.87	2.07	2.27	2.47	2.67						
<b>102</b>	<b>3.65</b>	<b>5.95</b>	<b>8.26</b>	<b>10.56</b>	<b>12.87</b>	<b>15.17</b>	<b>17.47</b>	<b>19.20</b>	<b>21.51</b>	<b>23.81</b>	<b>26.12</b>	<b>28.42</b>	<b>30.73</b>						
2.59	0.34	0.55	0.77	0.98	1.20	1.41	1.62	1.78	2.00	2.21	2.43	2.64	2.85						
<b>108</b>	<b>3.81</b>	<b>6.21</b>	<b>8.62</b>	<b>11.02</b>	<b>13.43</b>	<b>15.83</b>	<b>18.24</b>	<b>20.04</b>	<b>22.44</b>	<b>24.85</b>	<b>27.25</b>	<b>29.66</b>	<b>32.06</b>						
2.74	0.35	0.58	0.80	1.02	1.25	1.47	1.69	1.86	2.08	2.31	2.53	2.76	2.98						
<b>114</b>	<b>4.05</b>	<b>6.60</b>	<b>9.16</b>	<b>11.71</b>	<b>14.27</b>	<b>16.82</b>	<b>19.38</b>	<b>21.29</b>	<b>23.85</b>	<b>26.40</b>	<b>28.96</b>	<b>31.51</b>	<b>34.07</b>						
2.90	0.38	0.61	0.85	1.09	1.33	1.56	1.80	1.98	2.22	2.45	2.69	2.93	3.17						
<b>120</b>	<b>4.28</b>	<b>6.99</b>	<b>9.70</b>	<b>12.40</b>	<b>15.11</b>	<b>17.81</b>	<b>20.52</b>	<b>22.55</b>	<b>25.25</b>	<b>27.96</b>	<b>30.66</b>	<b>33.37</b>	<b>36.08</b>						
3.05	0.40	0.65	0.90	1.15	1.40	1.65	1.91	2.09	2.35	2.60	2.85	3.10	3.35						



# SCH601

Storm Class Louver | Horizontal Blade | Extruded Aluminum

## Core Area Chart

Free Area Chart shows free area in square feet and square meters.

Louver Height Inches (Meters)	Louver Width in Inches (Meters)																		
	12	18	24	30	36	42	48	54	60	66	72	78	84	90	96	102	108	114	120
	0.30	0.46	0.61	0.76	0.91	1.07	1.22	1.37	1.52	1.68	1.83	1.98	2.13	2.29	2.44	2.59	2.74	2.90	3.05
<b>7</b> 0.18	<b>0.20</b> 0.02	<b>0.32</b> 0.03	<b>0.45</b> 0.04	<b>0.57</b> 0.05	<b>0.70</b> 0.07	<b>0.82</b> 0.08	<b>0.95</b> 0.09	<b>1.07</b> 0.10	<b>1.20</b> 0.11	<b>1.32</b> 0.12	<b>1.45</b> 0.13	<b>1.57</b> 0.15	<b>1.70</b> 0.16	<b>1.82</b> 0.17	<b>1.95</b> 0.18	<b>2.07</b> 0.19	<b>2.20</b> 0.20	<b>2.32</b> 0.22	<b>2.45</b> 0.23
<b>12</b> 0.30	<b>0.53</b> 0.05	<b>0.86</b> 0.08	<b>1.19</b> 0.11	<b>1.53</b> 0.14	<b>1.86</b> 0.17	<b>2.19</b> 0.20	<b>2.53</b> 0.24	<b>2.86</b> 0.27	<b>3.19</b> 0.30	<b>3.53</b> 0.33	<b>3.86</b> 0.36	<b>4.19</b> 0.39	<b>4.53</b> 0.42	<b>4.86</b> 0.45	<b>5.19</b> 0.48	<b>5.53</b> 0.51	<b>5.86</b> 0.54	<b>6.19</b> 0.58	<b>6.53</b> 0.61
<b>18</b> 0.46	<b>0.92</b> 0.09	<b>1.51</b> 0.14	<b>2.09</b> 0.19	<b>2.67</b> 0.25	<b>3.26</b> 0.30	<b>3.84</b> 0.36	<b>4.42</b> 0.41	<b>5.01</b> 0.47	<b>5.59</b> 0.52	<b>6.17</b> 0.57	<b>6.76</b> 0.63	<b>7.34</b> 0.68	<b>7.92</b> 0.74	<b>8.51</b> 0.79	<b>9.09</b> 0.84	<b>9.67</b> 0.90	<b>10.26</b> 0.95	<b>10.84</b> 1.01	<b>11.42</b> 1.06
<b>24</b> 0.61	<b>1.32</b> 0.12	<b>2.15</b> 0.20	<b>2.99</b> 0.28	<b>3.82</b> 0.35	<b>4.65</b> 0.43	<b>5.49</b> 0.51	<b>6.32</b> 0.59	<b>7.15</b> 0.66	<b>7.99</b> 0.74	<b>8.82</b> 0.82	<b>9.65</b> 0.90	<b>10.49</b> 0.97	<b>11.32</b> 1.05	<b>12.15</b> 1.13	<b>12.99</b> 1.21	<b>13.82</b> 1.28	<b>14.65</b> 1.36	<b>15.49</b> 1.44	<b>16.32</b> 1.52
<b>30</b> 0.76	<b>1.72</b> 0.16	<b>2.80</b> 0.26	<b>3.88</b> 0.36	<b>4.97</b> 0.46	<b>6.05</b> 0.56	<b>7.13</b> 0.66	<b>8.22</b> 0.76	<b>9.30</b> 0.86	<b>10.38</b> 0.96	<b>11.47</b> 1.07	<b>12.55</b> 1.17	<b>13.63</b> 1.27	<b>14.72</b> 1.37	<b>15.80</b> 1.47	<b>16.88</b> 1.57	<b>17.97</b> 1.67	<b>19.05</b> 1.77	<b>20.13</b> 1.87	<b>21.22</b> 1.97
<b>36</b> 0.91	<b>2.11</b> 0.20	<b>3.44</b> 0.32	<b>4.78</b> 0.44	<b>6.11</b> 0.57	<b>7.44</b> 0.69	<b>8.78</b> 0.82	<b>10.11</b> 0.94	<b>11.44</b> 1.06	<b>12.78</b> 1.19	<b>14.11</b> 1.31	<b>15.44</b> 1.43	<b>16.78</b> 1.56	<b>18.11</b> 1.68	<b>19.44</b> 1.81	<b>20.78</b> 1.93	<b>22.11</b> 2.05	<b>23.44</b> 2.18	<b>24.78</b> 2.30	<b>26.11</b> 2.43
<b>42</b> 1.07	<b>2.51</b> 0.23	<b>4.09</b> 0.38	<b>5.67</b> 0.53	<b>7.26</b> 0.67	<b>8.84</b> 0.82	<b>10.42</b> 0.97	<b>12.01</b> 1.12	<b>13.59</b> 1.26	<b>15.17</b> 1.41	<b>16.76</b> 1.56	<b>18.34</b> 1.70	<b>19.92</b> 1.85	<b>21.51</b> 2.00	<b>23.09</b> 2.15	<b>24.67</b> 2.29	<b>26.26</b> 2.44	<b>27.84</b> 2.59	<b>29.42</b> 2.73	<b>31.01</b> 2.88
<b>48</b> 1.22	<b>2.90</b> 0.27	<b>4.74</b> 0.44	<b>6.57</b> 0.61	<b>8.40</b> 0.78	<b>10.24</b> 0.95	<b>12.07</b> 1.12	<b>13.90</b> 1.29	<b>15.74</b> 1.46	<b>17.57</b> 1.63	<b>19.40</b> 1.80	<b>21.24</b> 1.97	<b>23.07</b> 2.14	<b>24.90</b> 2.31	<b>26.74</b> 2.48	<b>28.57</b> 2.65	<b>30.40</b> 2.82	<b>32.24</b> 3.00	<b>34.07</b> 3.17	<b>35.90</b> 3.34
<b>54</b> 1.37	<b>3.30</b> 0.31	<b>5.38</b> 0.50	<b>7.47</b> 0.69	<b>9.55</b> 0.89	<b>11.63</b> 1.08	<b>13.72</b> 1.27	<b>15.80</b> 1.47	<b>17.88</b> 1.66	<b>19.97</b> 1.86	<b>22.05</b> 2.05	<b>24.13</b> 2.24	<b>26.22</b> 2.44	<b>28.30</b> 2.63	<b>30.38</b> 2.82	<b>32.47</b> 3.02	<b>34.55</b> 3.21	<b>36.63</b> 3.40	<b>38.72</b> 3.60	<b>40.80</b> 3.79
<b>60</b> 1.52	<b>3.69</b> 0.34	<b>6.03</b> 0.56	<b>8.36</b> 0.78	<b>10.69</b> 0.99	<b>13.03</b> 1.21	<b>15.36</b> 1.43	<b>17.69</b> 1.64	<b>20.03</b> 1.86	<b>22.36</b> 2.08	<b>24.69</b> 2.29	<b>27.03</b> 2.51	<b>29.36</b> 2.73	<b>31.69</b> 2.94	<b>34.03</b> 3.16	<b>36.36</b> 3.38	<b>38.69</b> 3.59	<b>41.03</b> 3.81	<b>43.36</b> 4.03	<b>45.69</b> 4.24
<b>66</b> 1.68	<b>4.09</b> 0.38	<b>6.67</b> 0.62	<b>9.26</b> 0.86	<b>11.84</b> 1.10	<b>14.42</b> 1.34	<b>17.01</b> 1.58	<b>19.59</b> 1.82	<b>22.17</b> 2.06	<b>24.76</b> 2.30	<b>27.34</b> 2.54	<b>29.92</b> 2.78	<b>32.51</b> 3.02	<b>35.09</b> 3.26	<b>37.67</b> 3.50	<b>40.26</b> 3.74	<b>42.84</b> 3.98	<b>45.42</b> 4.22	<b>48.01</b> 4.46	<b>50.59</b> 4.70
<b>72</b> 1.83	<b>4.49</b> 0.42	<b>7.32</b> 0.68	<b>10.15</b> 0.94	<b>12.99</b> 1.21	<b>15.82</b> 1.47	<b>18.65</b> 1.73	<b>21.49</b> 2.00	<b>24.32</b> 2.26	<b>27.15</b> 2.52	<b>29.99</b> 2.79	<b>32.82</b> 3.05	<b>35.65</b> 3.31	<b>38.49</b> 3.58	<b>41.32</b> 3.84	<b>44.15</b> 4.10	<b>46.99</b> 4.37	<b>49.82</b> 4.63	<b>52.65</b> 4.89	<b>55.49</b> 5.16
<b>78</b> 1.98	<b>4.88</b> 0.45	<b>7.97</b> 0.74	<b>11.05</b> 1.03	<b>14.13</b> 1.31	<b>17.22</b> 1.60	<b>20.30</b> 1.89	<b>23.38</b> 2.17	<b>26.47</b> 2.46	<b>29.55</b> 2.75	<b>32.63</b> 3.03	<b>35.72</b> 3.32	<b>38.80</b> 3.60	<b>41.88</b> 3.89	<b>44.97</b> 4.18	<b>48.05</b> 4.46	<b>51.13</b> 4.75	<b>54.22</b> 5.04	<b>57.30</b> 5.32	<b>60.38</b> 5.61
<b>84</b> 2.13	<b>5.28</b> 0.49	<b>8.61</b> 0.80	<b>11.94</b> 1.11	<b>15.28</b> 1.42	<b>18.61</b> 1.73	<b>21.94</b> 2.04	<b>25.28</b> 2.35	<b>28.61</b> 2.66	<b>31.94</b> 2.97	<b>35.28</b> 3.28	<b>38.61</b> 3.59	<b>41.94</b> 3.90	<b>45.28</b> 4.21	<b>48.61</b> 4.52	<b>51.94</b> 4.83	<b>55.28</b> 5.14	<b>58.61</b> 5.45	<b>61.94</b> 5.75	<b>65.28</b> 6.06
<b>90</b> 2.29	<b>5.67</b> 0.53	<b>9.26</b> 0.86	<b>12.84</b> 1.19	<b>16.42</b> 1.53	<b>20.01</b> 1.86	<b>23.59</b> 2.19	<b>27.17</b> 2.52	<b>30.76</b> 2.86	<b>34.34</b> 3.19	<b>37.92</b> 3.52	<b>41.51</b> 3.86	<b>45.09</b> 4.19	<b>48.67</b> 4.52						
<b>96</b> 2.44	<b>6.07</b> 0.56	<b>9.90</b> 0.92	<b>13.74</b> 1.28	<b>17.57</b> 1.63	<b>21.40</b> 1.99	<b>25.24</b> 2.34	<b>29.07</b> 2.70	<b>32.90</b> 3.06	<b>36.74</b> 3.41	<b>40.57</b> 3.77	<b>44.40</b> 4.12	<b>48.24</b> 4.48	<b>52.07</b> 4.84						
<b>102</b> 2.59	<b>6.47</b> 0.60	<b>10.55</b> 0.98	<b>14.63</b> 1.36	<b>18.72</b> 1.74	<b>22.80</b> 2.12	<b>26.88</b> 2.50	<b>30.97</b> 2.88	<b>35.05</b> 3.26	<b>39.13</b> 3.64	<b>43.22</b> 4.02	<b>47.30</b> 4.39	<b>51.38</b> 4.77	<b>55.47</b> 5.15						
<b>108</b> 2.74	<b>6.86</b> 0.64	<b>11.19</b> 1.04	<b>15.53</b> 1.44	<b>19.86</b> 1.85	<b>24.19</b> 2.25	<b>28.53</b> 2.65	<b>32.86</b> 3.05	<b>37.19</b> 3.46	<b>41.53</b> 3.86	<b>45.86</b> 4.26	<b>50.19</b> 4.66	<b>54.53</b> 5.07	<b>58.86</b> 5.47						
<b>114</b> 2.90	<b>7.26</b> 0.67	<b>11.84</b> 1.10	<b>16.42</b> 1.53	<b>21.01</b> 1.95	<b>25.59</b> 2.38	<b>30.17</b> 2.80	<b>34.76</b> 3.23	<b>39.34</b> 3.65	<b>43.92</b> 4.08	<b>48.51</b> 4.51	<b>53.09</b> 4.93	<b>57.67</b> 5.36	<b>62.26</b> 5.78						
<b>120</b> 3.05	<b>7.65</b> 0.71	<b>12.49</b> 1.16	<b>17.32</b> 1.61	<b>22.15</b> 2.06	<b>26.99</b> 2.51	<b>31.82</b> 2.96	<b>36.65</b> 3.40	<b>41.49</b> 3.85	<b>46.32</b> 4.30	<b>51.15</b> 4.75	<b>55.99</b> 5.20	<b>60.82</b> 5.65	<b>65.65</b> 6.10						



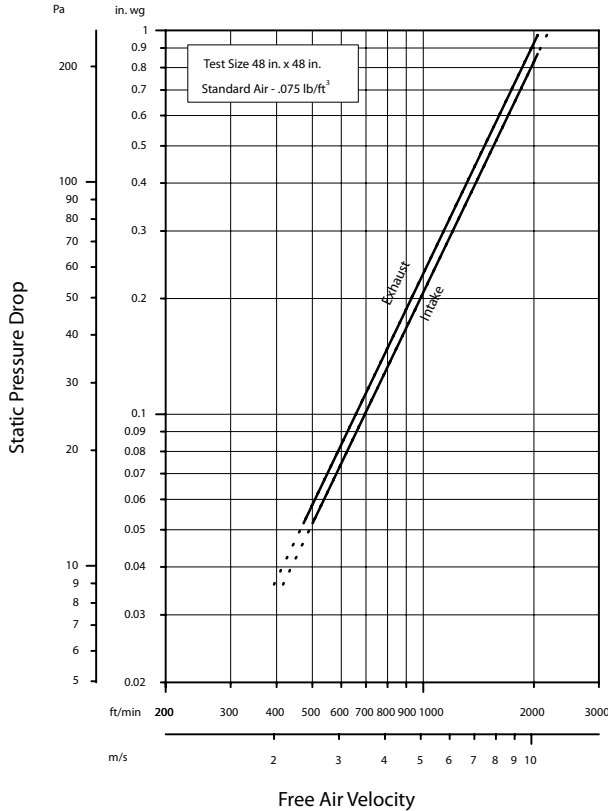
# SCH601

Storm Class Louver | Horizontal Blade | Extruded Aluminum

## Airflow Resistance

Standard Air - 0.075 lb/ft<sup>3</sup> (1.2 kg/m<sup>3</sup>)

Test size 48 in. x 48 in. (1219 mm x 1219 mm)



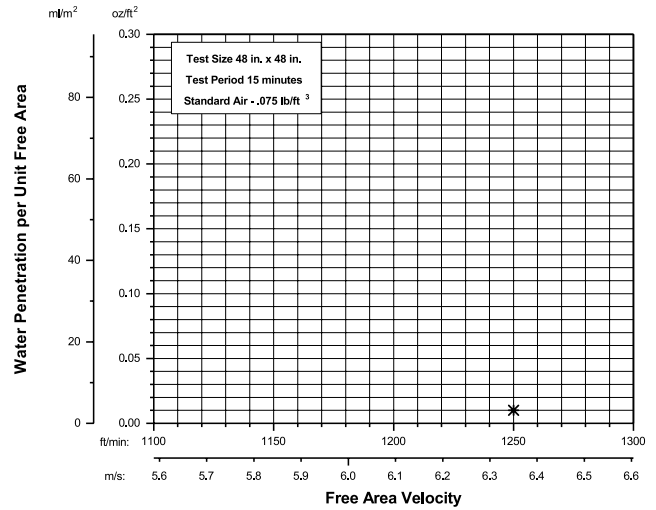
Model SCH601 resistance to airflow (pressure drop) varies depending on louver application (air intake or air exhaust). Free area velocities (shown) are higher than average velocity through the overall louver size. See louver selection information. (Test Figure 5.5-6.5)

## Water Penetration

Standard Air - 0.075 lb/ft<sup>3</sup> (1.2 kg/m<sup>3</sup>)

Test size 48 in. x 48 in. (1219 mm x 1219 mm)

Test duration of 15 min.



The AMCA Water Penetration Test provides a method for comparing various louver models and designs as to their efficiency in resisting the penetration of rainfall under specific laboratory test conditions. The beginning point of water penetration is defined as that velocity where the water penetration curve projects through 0.01 oz. (3 g) of water (penetration) per sq. ft. (m<sup>2</sup>) of louver free area.

**\*The beginning point of water penetration for Model SCH601 is above 1250 fpm (6.350 m/s) free area velocity.** These performance ratings do not guarantee a louver to be weatherproof or stormproof and should be used in combination with other factors including good engineering judgement in selecting louvers.

## Wind-Driven Rain Performance

3 in./hr. (75 mm/hr.) Rainfall Rate & 29 mph (13 m/s) Wind Velocity				8 in./hr. (203 mm/hr.) Rainfall Rate & 50 mph (22.4 m/s) Wind Velocity			
Ventilation Air Core Velocity fpm (m/s)	Ventilation Air Free Area Velocity fpm (m/s)	Water Penetration Effectiveness %	Water Penetration Classification	Ventilation Air Core Velocity fpm (m/s)	Ventilation Air Free Area Velocity fpm (m/s)	Water Penetration Effectiveness %	Water Penetration Classification
0 (0.0)	0 (0.0)	100	A	0 (0.0)	0 (0.0)		A
98 (0.5)	179 (0.9)	100	A	98 (0.5)	179 (0.9)		A
197 (1.0)	359 (1.8)	100	A	197 (1.0)	359 (1.8)		A
295 (1.5)	538 (2.7)	100	A	295 (1.5)	538 (2.7)		A
394 (2.0)	718 (3.6)	100	A	394 (2.0)	718 (3.6)		A
492 (2.5)	897 (4.6)	100	A	474 (2.4)	864 (4.4)	99.5	A
591 (3.0)	1077 (5.5)	100	A	567 (2.9)	1033 (5.2)	99.6	A
668 (3.4)	1217 (6.2)	100	A	676 (3.4)	1232 (6.3)	99.2	A
763 (3.9)	1391 (7.1)	99.8	A	765 (3.9)	1394 (7.1)	98.5	B
838 (4.3)	1527 (7.8)	98.1	B	860 (4.4)	1567 (8.0)	95.6	B
988 (5.0)	1801 (9.1)	95.4	B	957 (4.9)	1744 (8.9)	88.7	C

Wind-Driven Rain Penetration Classes	
Class	Effectiveness
A	1 to 0.99
B	0.989 to 0.95
C	0.949 to 0.80
D	Below 0.80

Water penetration classification ratings are based on the amount of simulated rain that penetrates the louver during a specific rainfall rate, wind velocity, and intake velocity. Ratings are based on a 39.4 in. x 39.4 in. (1 m x 1 m) core size.

