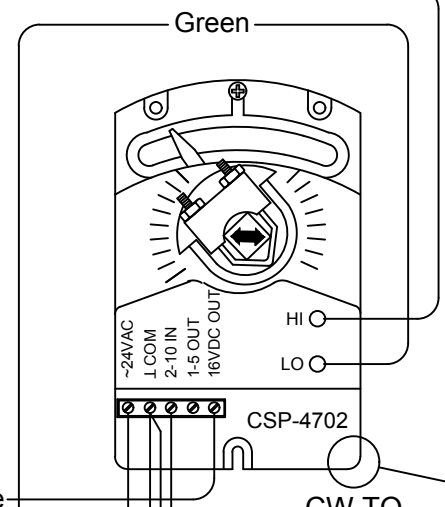
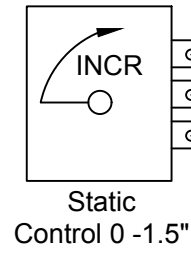


Building Value in Air.

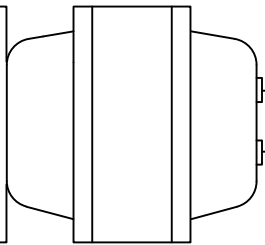
Field Mount Pressure Probe
Downstream for Direct Control
Upstream for Bypass Control

Ps	Volts "IN" → "-"
0	0.50
0.1	1.25
0.2	2.50
0.4	5.0
0.6	7.50
0.8	10.0
1.0	11.5V
1.5	16V



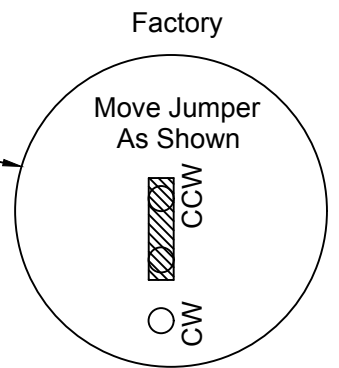
Optional Transformer

173N - No Xformer
173A - 120 / 24
173C - 277 / 24
173F - 240 / 24



Note: Direct Static Control Shown.

For Bypass Static Control:
Relink damper 90 degrees,
(i.e., Damper closed when
indicator at 90 degrees.)



TO CHANGE DAMPER FROM CW TO CCW

———— Factory Piping
----- Field Piping By Others

Controller/Actuator-CSP-4702, 24 Vac, 4 VA
Static Control-2.5 K Pot
Transformer-24VAC , 40 VA Min

THCD 173
(CDS) ATU\CONTROL DIAGRAMS\ANALOG\

Control Wiring Diagram

STATIC PRESSURE CONTROL
DIRECT OR BYPASS

Unless Otherwise Specified:
1. Dimensions Are In Inches.
2. Tolerances Are:
Fractions Decimals Angles
±.X = .1
±1/32 ±.XX = .02 ±1°
±.XXX = .010

ECN. No.	Rev	Description	Date	Rev'd By:
N/A	A	Removed logo	7/7/21	CG

DWN. BY	RML	DATE	09/06/17
CHK'D BY	MH	SCALE	NTS

DWG. NO.	THCD173	REV.	A
----------	---------	------	---