

RETURN GRILLES Selection Guide

Cube Core Return Grilles										
Greenheck Model	Material Options		Cube Size			Frame Style				
	Aluminum with Steel Frame	Aluminum	1/2" x 1/2" x 1/2"	1" x 1" x 1"	1/2" x 1/2" x 1"	Surface Mount (-1)	Lay-in (-6)	Concealed Spline (-7)	Tegular (-8)	Donn Finline / Bolt Slot (-9)
XG-CC1		X		X		X	X		X	X
XG-CC15		X			X	X	X		X	X
XG-CC5		X	X			X	X		X	X
XG-CC5C0		X	X			Core Only				
XG-CC5S	X		X			X	X			
XG-CC5TBC		X	X				X			
XG-CC5R		X	X				X			
XG-CC5-BP		X	X				X			
Sightproof Construction										
XG-CC45		X	X			X	X		X	X
XG-CC45S	X		X			X	X			
XG-CC45TBC		X	X				X			

FRAME STYLE

Surface Mount (-1)



Lay-In (-6)



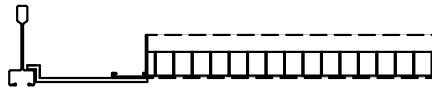
Concealed Spline (-7)



Tegular (-8)



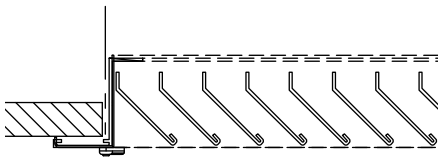
Donn Finline / Bolt Slot (-9)



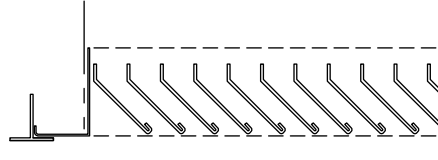
Fixed Blade Return Grilles																
Greenheck Model	Material Options			Blade Orientation		Blade Deflection			Frame Style							
	Steel	Aluminum	Extruded Aluminum	Horizontal	Vertical	45 Degree	40 Degree	0 Degree	Surface Mount (-1)	Surface Mount - Hinged Core (-H-1)	Surface Mount - Removable Core (-RC-1)	Lay-In (-6)	Lay-In Hinged Core (-H-6)	Lay-In Removable Core (-RC-6)	Tegular (-8)	Donn Finline / Bolt Slot (-9)
XG-H4002R		X		X			X	X	X			X				
XG-H4002RS	X			X			X	X	X			X				
XG-RH		X		X		X			X	X	X	X	X	X	X	X
XG-RHE			X	X		X			X	X	X	X	X	X		X
XG-SRH	X			X		X			X	X	X	X	X	X		X
XG-V4002R		X			X		X	X	X			X				
XG-V4002RS	X				X		X	X	X			X				

FRAME STYLE

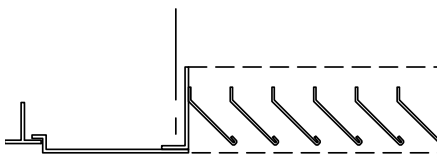
Surface Mount (-1)



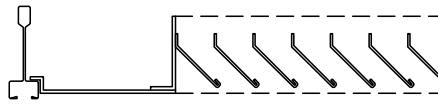
Lay-In (-6)



Tegular (-8)



Donn Finline / Bolt Slot (-9)

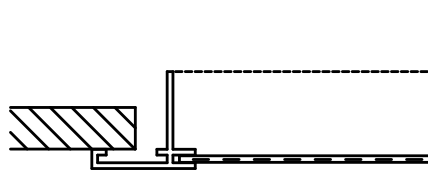


Perforated Face Return Grilles

Greenheck Model	Material Options		Frame Style		Module Size Available (for Lay-in)				
	Steel	Aluminum	Surface Mount (-1)	Lay-in (-6)	12x12	24x12	24x24	48x24	48x48
XG-RP		X	X	X	X	X	X	X	X
XG-SRP	X		X	X	X	X	X	X	X

FRAME STYLE

Surface Mount (-1)



Lay-In (-6)

