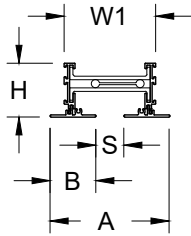
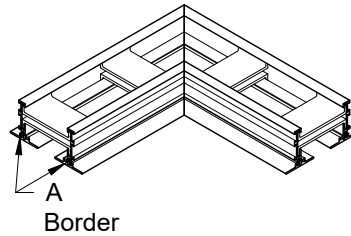


Model: XG-AFLMC-AA 90 Border A & Border A - Exposed Face - 90° Miter Corner

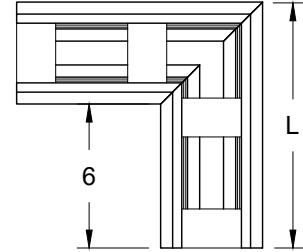
### XG-AFLMC-AA 90 - Exposed Face - 90° Miter Corner



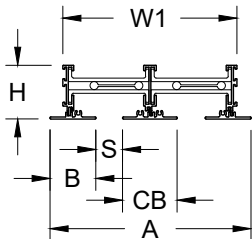
1 Slot



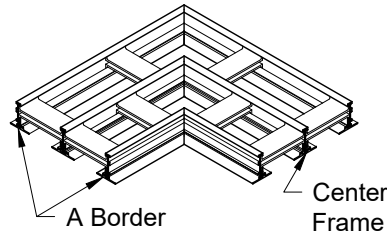
Mitered Corner 90°



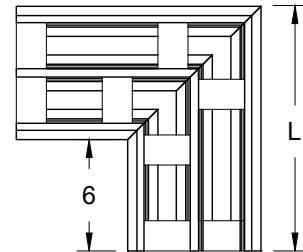
Mitered Corner 90° - Top View



2 Slot



Mitered Corner 90°



Mitered Corner 90° - Top View

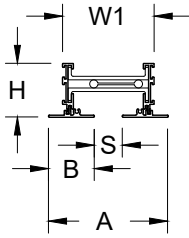
Model 90°	Number	Slot	A Face	Length	Height	Face	Neck	Center
	Slots	S	B	L	H	A	W-1	-
XG-AFLMC-10 AA 90	1	1	1 5/8	10 1/4	1 15/16	4 1/4	3 1/4	0
XG-AFLMC-15 AA 90		1 1/2	1 5/8	10 3/4	1 15/16	4 3/4	3 3/4	0
XG-AFLMC-20 AA 90		2	1 5/8	11 1/4	1 15/16	5 1/4	4 1/4	0
XG-AFLMC-25 AA 90		2 1/2	2 1/8	12 3/4	2 9/16	6 3/4	5 3/4	0
XG-AFLMC-30 AA 90		3	2 1/8	13 1/4	2 9/16	7 1/4	6 1/4	0
Model 90°	Slots	S	B	L	H	A	W-1	CB
XG-AFLMC-10 AA 90	2	1	1 5/8	13 1/8	1 15/16	7 3/16	6 3/16	1 15/16
XG-AFLMC-15 AA 90		1 1/2	1 5/8	14 1/8	1 15/16	8 3/16	7 3/16	1 15/16
XG-AFLMC-20 AA 90		2	1 5/8	15 1/8	1 15/16	9 3/16	8 3/16	1 15/16
XG-AFLMC-25 AA 90		2 1/2	2 1/8	18 1/8	2 9/16	12 3/16	11 3/16	2 15/16
XG-AFLMC-30 AA 90		3	2 1/8	19 1/8	2 9/16	13 3/16	12 3/16	2 15/16

1. Available Finishes	2. Available Accessories	3. Available Options	4. Construction Details
Standard Finish: 20 - White Face and Black Interior  Optional Finish 02 - Satin Silver Face and Black Interior 03 - Black Face and Black Interior 28 - Custom Face Color and Black Interior		1EC - (1) End Cap OO - Open / Open	<ul style="list-style-type: none"> <li>● Material Extruded Aluminum</li> <li>● C - Combo Pattern Controller</li> <li>● S - Standard Pattern Controller</li> </ul>

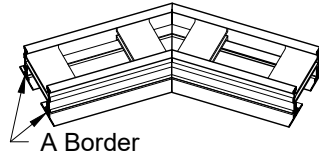
All Dimensions ±1/16"

Model: XG-AFLMC-AA 135 Border A & Border A - Exposed Face - 135° Miter Corner

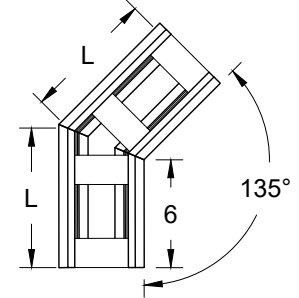
### XG-AFLMC-AA 135 - Exposed Face - 135° Miter Corner



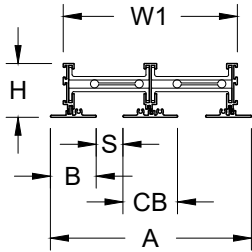
1 Slot



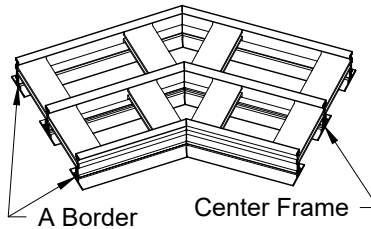
Mitered Corner 135°



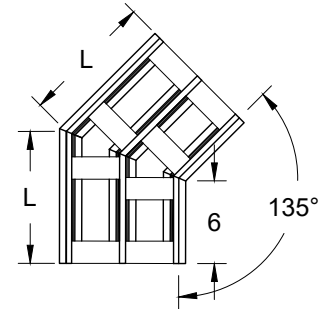
Mitered Corner 135° - Top View



2 Slot



Mitered Corner 135°



Mitered Corner 135° - Top View

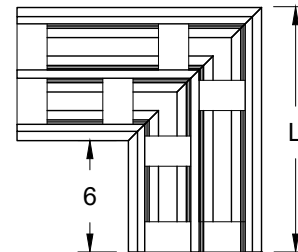
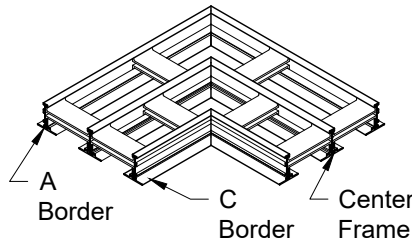
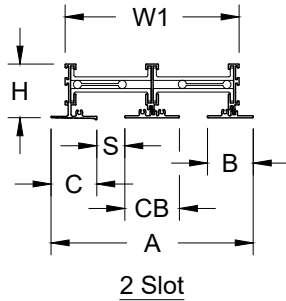
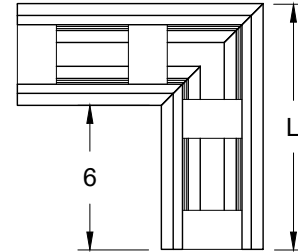
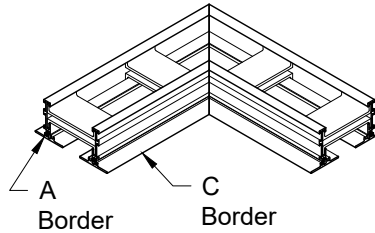
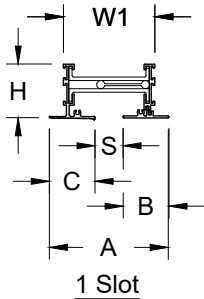
Model 135°	Number	Slot	A Face	Length	Height	Face	Neck	Center
	Slots	S	B	L	H	A	W-1	-
XG-AFLMC-10 AA 135	1	1	1 5/8	7 3/4	1 15/16	4 1/4	3 1/4	0
XG-AFLMC-15 AA 135		1 1/2	1 5/8	7 15/16	1 15/16	4 3/4	3 3/4	0
XG-AFLMC-20 AA 135		2	1 5/8	8 3/16	1 15/16	5 1/4	4 1/4	0
XG-AFLMC-25 AA 135		2 1/2	2 1/8	8 13/16	2 9/16	6 3/4	5 3/4	0
XG-AFLMC-30 AA 135		3	2 1/8	9	2 9/16	7 1/4	6 1/4	0
Model 135°	Slots	S	B	L	H	A	W-1	CB
XG-AFLMC-10 AA 135	2	1	1 5/8	9	1 15/16	7 3/16	6 3/16	1 15/16
XG-AFLMC-15 AA 135		1 1/2	1 5/8	9 3/8	1 15/16	8 3/16	7 3/16	1 15/16
XG-AFLMC-20 AA 135		2	1 5/8	9 13/16	1 15/16	9 3/16	8 3/16	1 15/16
XG-AFLMC-25 AA 135		2 1/2	2 1/8	11 1/16	2 9/16	12 3/16	11 3/16	2 15/16
XG-AFLMC-30 AA 135		3	2 1/8	11 7/16	2 9/16	13 3/16	12 3/16	2 15/16

1. Available Finishes	2. Available Accessories	3. Available Options	4. Construction Details
Standard Finish: 20 - White Face and Black Interior  Optional Finish 02 - Satin Silver Face and Black Interior 03 - Black Face and Black Interior 28 - Custom Face Color and Black Interior		1EC - (1) End Cap OO - Open / Open	<ul style="list-style-type: none"> <li>Material Extruded Aluminum</li> <li>C - Combo Pattern Controller</li> <li>S - Standard Pattern Controller</li> </ul>

All Dimensions ±1/16"

Model: XG-AFLMC-AC-90 Border A & Borders C - Exposed Face & Concealed Tape and Spackle - 90° Miter Corner

### XG-AFLMC-AC 90 - Exposed Face & Concealed Tape and Spackle - 90° Miter Corner



Model 90°	Number	Slot	A Face	C Face	Length	Height	Face	Neck	Center
	Slots	S	B	C	L	H	A	W-1	-
XG-AFLMC-10 AC 90	1	1	1 5/8	1 5/8	10 1/4	1 15/16	4 1/4	3 1/4	0
XG-AFLMC-15 AC 90		1 1/2	1 5/8	1 5/8	10 3/4	1 15/16	4 3/4	3 3/4	0
XG-AFLMC-20 AC 90		2	1 5/8	1 5/8	11 1/4	1 15/16	5 1/4	4 1/4	0
XG-AFLMC-25 AC 90		2 1/2	2 1/8	2 1/8	12 3/4	2 9/16	6 3/4	5 3/4	0
XG-AFLMC-30 AC 90		3	2 1/8	2 1/8	13 1/4	2 9/16	7 1/4	6 1/4	0
Model 90°	Slots	S	B	C	L	H	A	W-1	CB
XG-AFLMC-10 AC 90	2	1	1 5/8	1 5/8	13 1/8	1 15/16	7 3/16	6 3/16	1 15/16
XG-AFLMC-15 AC 90		1 1/2	1 5/8	1 5/8	14 1/8	1 15/16	8 3/16	7 3/16	1 15/16
XG-AFLMC-20 AC 90		2	1 5/8	1 5/8	15 1/8	1 15/16	9 3/16	8 3/16	1 15/16
XG-AFLMC-25 AC 90		2 1/2	2 1/8	2 1/8	18 1/8	2 9/16	12 3/16	11 3/16	2 15/16
XG-AFLMC-30 AC 90		3	2 1/8	2 1/8	19 1/8	2 9/16	13 3/16	12 3/16	2 15/16

#### 1. Available Finishes

Standard Finish:  
20 - White Face and Black Interior

Optional Finish  
02 - Satin Silver Face and Black Interior  
03 - Black Face and Black Interior  
28 - Custom Face Color and Black Interior

#### 2. Available Accessories

#### 3. Available Options

1EC - (1) End Cap  
OO - Open / Open

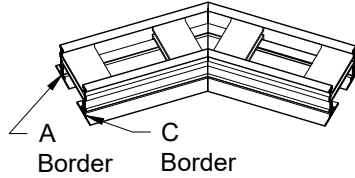
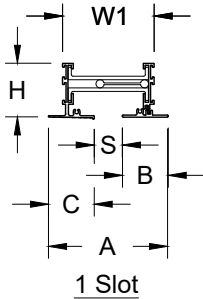
#### 4. Construction Details

- Material Extruded Aluminum
- C - Combo Pattern Controller
- S - Standard Pattern Controller

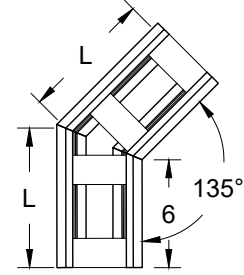
All Dimensions ±1/16"

Model: XG-AFLMC-AC 135 Border A & Borders C - Exposed Face & Concealed Tape and Spackle - 135° Miter Corner

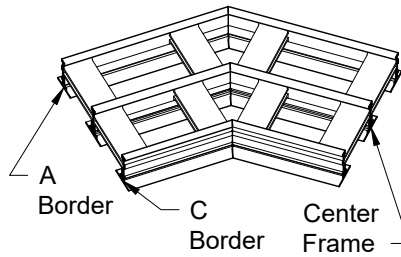
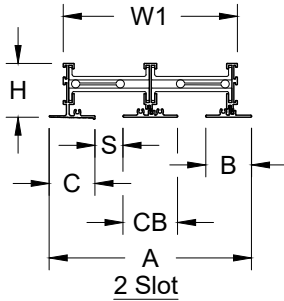
### XG-AFLMC-AC 135 - Exposed Face & Concealed Tape and Spackle - 135° Miter Corner



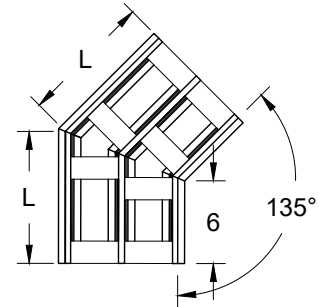
Mitered Corner 135°



Mitered Corner 135° - Top View



Mitered Corner 135°



Mitered Corner 135° - Top View

Model 135°	Number	Slot	A Face	C Face	Length	Height	Face	Neck	Center
	Slots	S	B	C	L	H	A	W-1	-
XG-AFLMC-10 AC 135	1	1	1 5/8	1 5/8	7 3/4	1 15/16	4 1/4	3 1/4	0
XG-AFLMC-15 AC 135		1 1/2	1 5/8	1 5/8	7 15/16	1 15/16	4 3/4	3 3/4	0
XG-AFLMC-20 AC 135		2	1 5/8	1 5/8	8 3/16	1 15/16	5 1/4	4 1/4	0
XG-AFLMC-25 AC 135		2 1/2	2 1/8	2 1/8	8 13/16	2 9/16	6 3/4	5 3/4	0
XG-AFLMC-30 AC 135		3	2 1/8	2 1/8	9	2 9/16	7 1/4	6 1/4	0
Model 135°	Slots	S	B	C	L	H	A	W-1	CB
XG-AFLMC-10 AC 135	2	1	1 5/8	1 5/8	9	1 15/16	7 3/16	6 3/16	1 15/16
XG-AFLMC-15 AC 135		1 1/2	1 5/8	1 5/8	9 3/8	1 15/16	8 3/16	7 3/16	1 15/16
XG-AFLMC-20 AC 135		2	1 5/8	1 5/8	9 13/16	1 15/16	9 3/16	8 3/16	1 15/16
XG-AFLMC-25 AC 135		2 1/2	2 1/8	2 1/8	11 1/16	2 9/16	12 3/16	11 3/16	2 15/16
XG-AFLMC-30 AC 135		3	2 1/8	2 1/8	11 7/16	2 9/16	13 3/16	12 3/16	2 15/16

#### 1. Available Finishes

Standard Finish:  
20 - White Face and Black Interior

Optional Finish  
02 - Satin Silver Face and Black Interior  
03 - Black Face and Black Interior  
28 - Custom Face Color and Black Interior

#### 2. Available Accessories

#### 3. Available Options

1EC - (1) End Cap  
OO - Open / Open

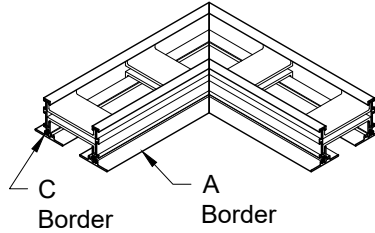
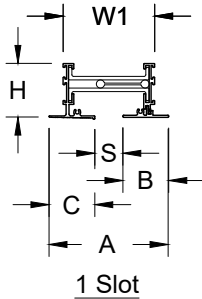
#### 4. Construction Details

- Material Extruded Aluminum
- C - Combo Pattern Controller
- S - Standard Pattern Controller

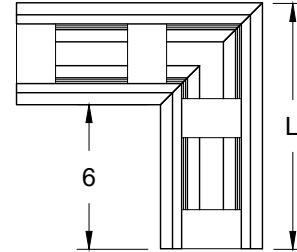
All Dimensions ±1/16"

Model: XG-AFLMC-CA 90 Border C & Borders A - Concealed Tape and Spackle & Exposed Face - 90° Miter Corner

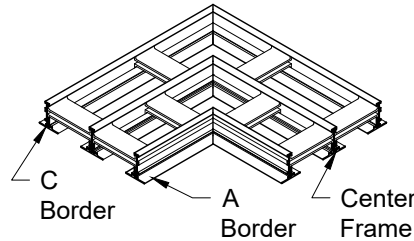
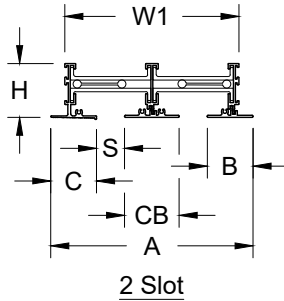
### XG-AFLMC-CA 90 - Concealed Mount Mitered Corner



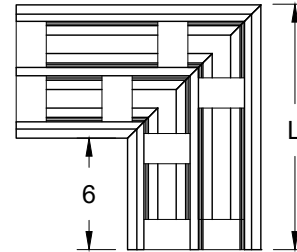
Mitered Corner 90°



Mitered Corner 90° - Top View



Mitered Corner 90°



Mitered Corner 90° - Top View

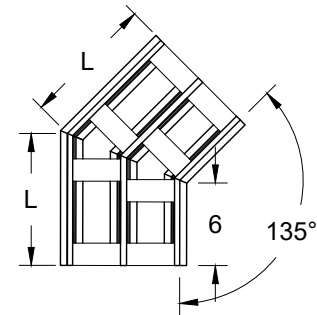
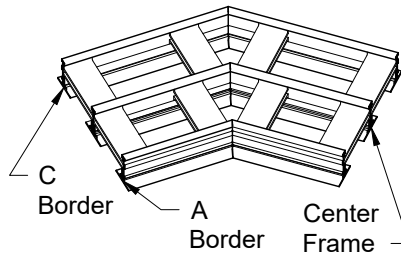
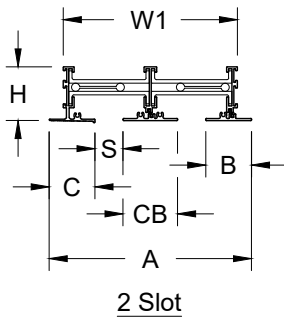
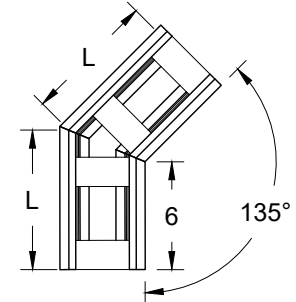
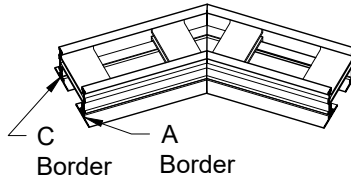
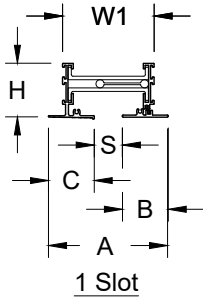
Model 90°	Number	Slot	A Face	C Face	Length	Height	Face	Neck	Center
	Slots	S	B	C	L	H	A	W-1	-
XG-AFLMC-10 CA 90	1	1	1 5/8	1 5/8	10 1/4	1 15/16	4 1/4	3 1/4	0
XG-AFLMC-15 CA 90		1 1/2	1 5/8	1 5/8	10 3/4	1 15/16	4 3/4	3 3/4	0
XG-AFLMC-20 CA 90		2	1 5/8	1 5/8	11 1/4	1 15/16	5 1/4	4 1/4	0
XG-AFLMC-25 CA 90		2 1/2	2 1/8	2 1/8	12 3/4	2 9/16	6 3/4	5 3/4	0
XG-AFLMC-30 CA 90		3	2 1/8	2 1/8	13 1/4	2 9/16	7 1/4	6 1/4	0
Model 90°	Slots	S	B	C	L	H	A	W-1	CB
XG-AFLMC-10 CA 90	2	1	1 5/8	1 5/8	13 1/8	1 15/16	7 3/16	6 3/16	1 15/16
XG-AFLMC-15 CA 90		1 1/2	1 5/8	1 5/8	14 1/8	1 15/16	8 3/16	7 3/16	1 15/16
XG-AFLMC-20 CA 90		2	1 5/8	1 5/8	15 1/8	1 15/16	9 3/16	8 3/16	1 15/16
XG-AFLMC-25 CA 90		2 1/2	2 1/8	2 1/8	18 1/8	2 9/16	12 3/16	11 3/16	2 15/16
XG-AFLMC-30 CA 90		3	2 1/8	2 1/8	19 1/8	2 9/16	13 3/16	12 3/16	2 15/16

1. Available Finishes	2. Available Accessories	3. Available Options	4. Construction Details
Standard Finish: 20 - White Face and Black Interior  Optional Finish 02 - Satin Silver Face and Black Interior 03 - Black Face and Black Interior 28 - Custom Face Color and Black Interior		1EC - (1) End Cap OO - Open / Open	<ul style="list-style-type: none"> <li>Material Extruded Aluminum</li> <li>C - Combo Pattern Controller</li> <li>S - Standard Pattern Controller</li> </ul>

All Dimensions ±1/16"

Model: XG-AFLMC-CA 135 Border C & Borders A - Concealed Tape and Spackle & Exposed Face - 135° Miter Corner

### XG-AFLMC-CA 135 - Concealed Tape and Spackle & Exposed Face - 135° Miter Corner



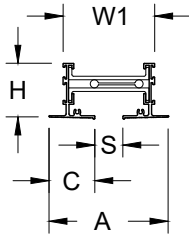
Model 135°	Number	Slot	A Face	C Face	Length	Height	Face	Neck	Center
	Slots	S	B	C	L	H	A	W-1	-
XG-AFLMC-10 CA 135	1	1	1 5/8	1 5/8	7 3/4	1 15/16	4 1/4	3 1/4	0
XG-AFLMC-15 CA 135		1 1/2	1 5/8	1 5/8	7 15/16	1 15/16	4 3/4	3 3/4	0
XG-AFLMC-20 CA 135		2	1 5/8	1 5/8	8 3/16	1 15/16	5 1/4	4 1/4	0
XG-AFLMC-25 CA 135		2 1/2	2 1/8	2 1/8	8 13/16	2 9/16	6 3/4	5 3/4	0
XG-AFLMC-30 CA 135		3	2 1/8	2 1/8	9	2 9/16	7 1/4	6 1/4	0
Model 135°	Slots	S	B	C	L	H	A	W-1	CB
XG-AFLMC-10 CA 135	2	1	1 5/8	1 5/8	9	1 15/16	7 3/16	6 3/16	1 15/16
XG-AFLMC-15 CA 135		1 1/2	1 5/8	1 5/8	9 3/8	1 15/16	8 3/16	7 3/16	1 15/16
XG-AFLMC-20 CA 135		2	1 5/8	1 5/8	9 13/16	1 15/16	9 3/16	8 3/16	1 15/16
XG-AFLMC-25 CA 135		2 1/2	2 1/8	2 1/8	11 1/16	2 9/16	12 3/16	11 3/16	2 15/16
XG-AFLMC-30 CA 135		3	2 1/8	2 1/8	11 7/16	2 9/16	13 3/16	12 3/16	2 15/16

1. Available Finishes	2. Available Accessories	3. Available Options	4. Construction Details
Standard Finish: 20 - White Face and Black Interior  Optional Finish 02 - Satin Silver Face and Black Interior 03 - Black Face and Black Interior 28 - Custom Face Color and Black Interior		1EC - (1) End Cap OO - Open / Open	<ul style="list-style-type: none"> <li>Material Extruded Aluminum</li> <li>C - Combo Pattern Controller</li> <li>S - Standard Pattern Controller</li> </ul>

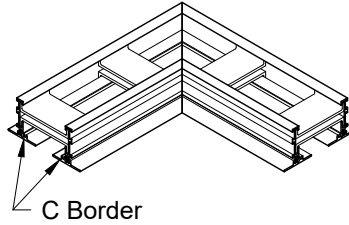
All Dimensions ±1/16"

Model: XG-AFLMC-CC 90 Border C & Border C - Concealed Tape and Spackle - 90° Miter Corner

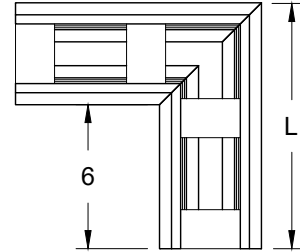
### XG-AFLMC-CC 90 - Concealed Tape and Spackle - 90° Miter Corner



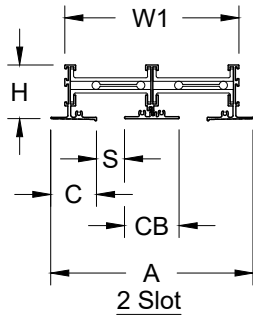
1 Slot



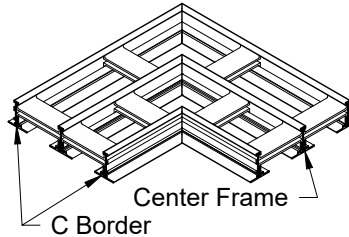
Mitered Corner 90°



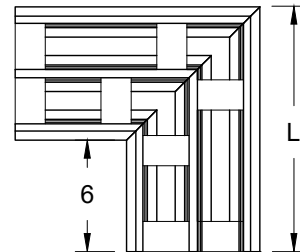
Mitered Corner 90° - Top View



2 Slot



Mitered Corner 90°



Mitered Corner 90° - Top View

Model 90°	Number	Slot	C Face	Length	Height	Face	Neck	Center
	Slots	S	C	L	H	A	W-1	-
XG-AFLMC-10 CC 90	1	1	1 5/8	10 1/4	1 15/16	4 1/4	3 1/4	0
XG-AFLMC-15 CC 90		1 1/2	1 5/8	10 3/4	1 15/16	4 3/4	3 3/4	0
XG-AFLMC-20 CC 90		2	1 5/8	11 1/4	1 15/16	5 1/4	4 1/4	0
XG-AFLMC-25 CC 90		2 1/2	2 1/8	12 3/4	2 9/16	6 3/4	5 3/4	0
XG-AFLMC-30 CC 90		3	2 1/8	13 1/4	2 9/16	7 1/4	6 1/4	0
Model 90°	Slots	S	C	L	H	A	W-1	CB
XG-AFLMC-10 CC 90	2	1	1 5/8	13 1/8	1 15/16	7 3/16	6 3/16	1 15/16
XG-AFLMC-15 CC 90		1 1/2	1 5/8	14 1/8	1 15/16	8 3/16	7 3/16	1 15/16
XG-AFLMC-20 CC 90		2	1 5/8	15 1/8	1 15/16	9 3/16	8 3/16	1 15/16
XG-AFLMC-25 CC 90		2 1/2	2 1/8	18 1/8	2 9/16	12 3/16	11 3/16	2 15/16
XG-AFLMC-30 CC 90		3	2 1/8	19 1/8	2 9/16	13 3/16	12 3/16	2 15/16

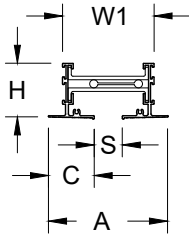
1. Available Finishes	2. Available Accessories	3. Available Options	4. Construction Details
Standard Finish: 20 - White Face and Black Interior  Optional Finish 02 - Satin Silver Face and Black Interior 03 - Black Face and Black Interior 28 - Custom Face Color and Black Interior		1EC - (1) End Cap OO - Open / Open	<ul style="list-style-type: none"> <li>Material Extruded Aluminum</li> <li>C - Combo Pattern Controller</li> <li>S - Standard Pattern Controller</li> </ul>

All Dimensions ±1/16"

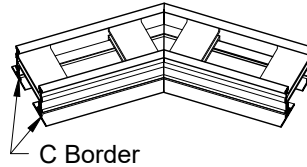


Model: XG-AFLMC-CC 135 Border C & Border C - Concealed Tape and Spackle - 135° Miter Corner

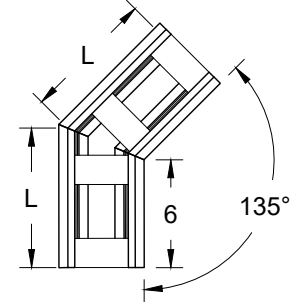
### XG-AFLMC-CC 135 - Concealed Tape and Spackle - 135° Miter Corner



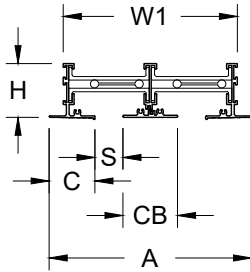
1 Slot



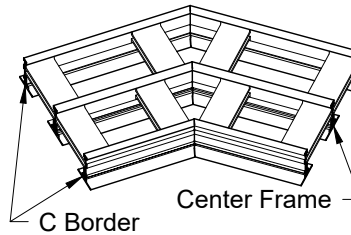
Mitered Corner 135°



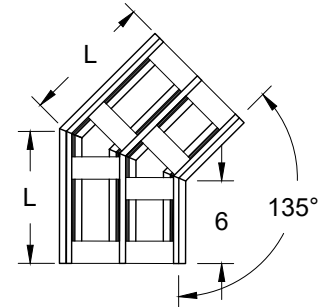
Mitered Corner 135° - Top View



2 Slot



Mitered Corner 135°



Mitered Corner 135° - Top View

Model 135°	Number	Slot	C Face	Length	Height	Face	Neck	Center
	Slots	S	C	L	H	A	W-1	-
XG-AFLMC-10 CC 135	1	1	1 5/8	7 3/4	1 15/16	4 1/4	3 1/4	0
XG-AFLMC-15 CC 135		1 1/2	1 5/8	7 15/16	1 15/16	4 3/4	3 3/4	0
XG-AFLMC-20 CC 135		2	1 5/8	8 3/16	1 15/16	5 1/4	4 1/4	0
XG-AFLMC-25 CC 135		2 1/2	2 1/8	8 13/16	2 9/16	6 3/4	5 3/4	0
XG-AFLMC-30 CC 135		3	2 1/8	9	2 9/16	7 1/4	6 1/4	0
Model 135°	Slots	S	C	L	H	A	W-1	CB
XG-AFLMC-10 CC 135	2	1	1 5/8	9	1 15/16	7 3/16	6 3/16	1 15/16
XG-AFLMC-15 CC 135		1 1/2	1 5/8	9 3/8	1 15/16	8 3/16	7 3/16	1 15/16
XG-AFLMC-20 CC 135		2	1 5/8	9 13/16	1 15/16	9 3/16	8 3/16	1 15/16
XG-AFLMC-25 CC 135		2 1/2	2 1/8	11 1/16	2 9/16	12 3/16	11 3/16	2 15/16
XG-AFLMC-30 CC 135		3	2 1/8	11 7/16	2 9/16	13 3/16	12 3/16	2 15/16

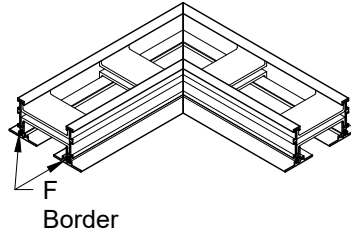
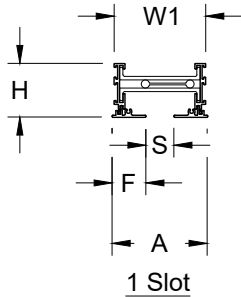
1. Available Finishes	2. Available Accessories	3. Available Options	4. Construction Details
Standard Finish: 20 - White Face and Black Interior  Optional Finish 02 - Satin Silver Face and Black Interior 03 - Black Face and Black Interior 28 - Custom Face Color and Black Interior		1EC - (1) End Cap 2EC - (2) End Caps OO - Open / Open	<ul style="list-style-type: none"> <li>● Material Extruded Aluminum</li> <li>● C - Combo Pattern Controller</li> <li>● S - Standard Pattern Controller</li> </ul>

All Dimensions ±1/16"

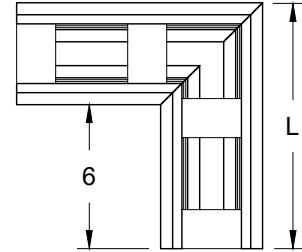


Model: XG-AFLMC-FF 90 Border F & Border F - Flush Channel Frame - 90° Miter Corner

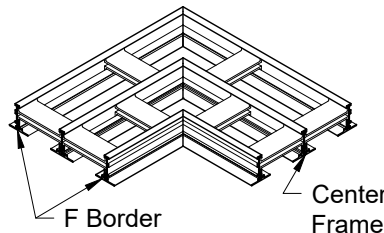
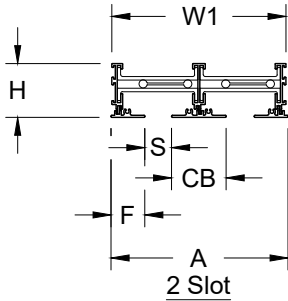
### XG-AFLMC-FF 90 - Flush Channel Frame - 90° Miter Corner



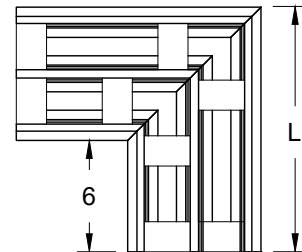
Mitered Corner 90°



Mitered Corner 90° - Top View



Mitered Corner 90°



Mitered Corner 90° - Top View

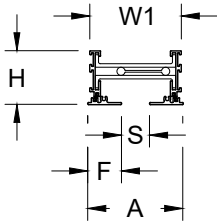
Model 90°	Number	Slot	F Face	Length	Height	Face	Neck	Center
	Slots	S	F	L	H	A	W-1	-
XG-AFLMC-10 FF 90	1	1	1 1/8	10 1/4	1 15/16	4 1/4	3 1/4	0
XG-AFLMC-15 FF 90		1 1/2	1 1/8	10 3/4	1 15/16	4 3/4	3 3/4	0
XG-AFLMC-20 FF 90		2	1 1/8	11 1/4	1 15/16	5 1/4	4 1/4	0
XG-AFLMC-25 FF 90		2 1/2	1 5/8	12 3/4	2 9/16	6 3/4	5 3/4	0
XG-AFLMC-30 FF 90		3	1 5/8	13 1/4	2 9/16	7 1/4	6 1/4	0
Model 90°	Slots	S	F	L	H	A	W-1	CB
XG-AFLMC-10 FF 90	2	1	1 1/8	13 1/8	1 15/16	7 3/16	6 3/16	1 15/16
XG-AFLMC-15 FF 90		1 1/2	1 1/8	14 1/8	1 15/16	8 3/16	7 3/16	1 15/16
XG-AFLMC-20 FF 90		2	1 1/8	15 1/8	1 15/16	9 3/16	8 3/16	1 15/16
XG-AFLMC-25 FF 90		2 1/2	1 5/8	18 1/8	2 9/16	12 3/16	11 3/16	2 15/16
XG-AFLMC-30 FF 90		3	1 5/8	19 1/8	2 9/16	13 3/16	12 3/16	2 15/16

1. Available Finishes	2. Available Accessories	3. Available Options	4. Construction Details
Standard Finish: 20 - White Face and Black Interior  Optional Finish 02 - Satin Silver Face and Black Interior 03 - Black Face and Black Interior 28 - Custom Face Color and Black Interior		1EC - (1) End Cap OO - Open / Open	<ul style="list-style-type: none"> <li>Material Extruded Aluminum</li> <li>C - Combo Pattern Controller</li> <li>S - Standard Pattern Controller</li> </ul>

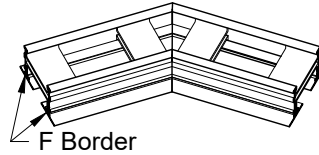
All Dimensions ±1/16"

Model: XG-AFLMC-FF 135 Border F & Border F - Flush Channel Frame - 135° Miter Corner

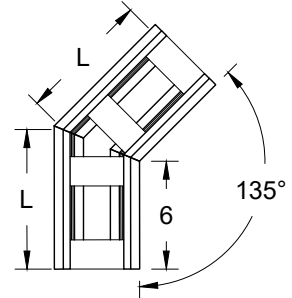
### XG-AFLMC-FF 135 - Flush Channel Frame - 135° Miter Corner



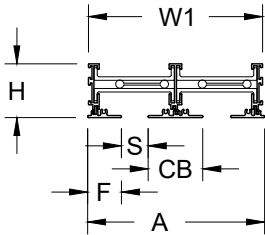
1 Slot



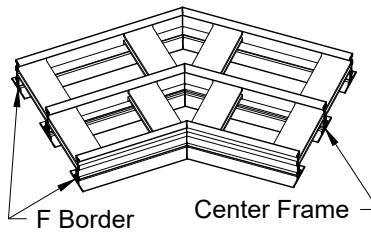
Mitered Corner 135°



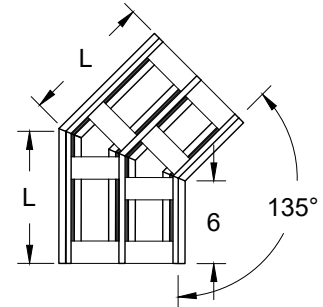
Mitered Corner 135° - Top View



2 Slot



Mitered Corner 135°



Mitered Corner 135° - Top View

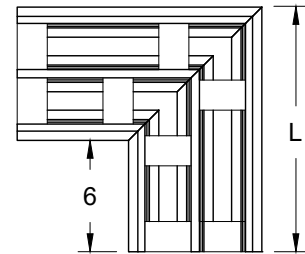
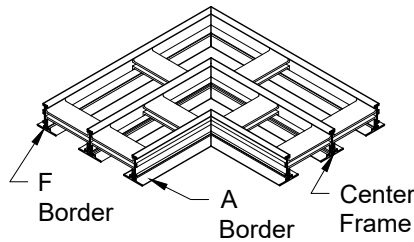
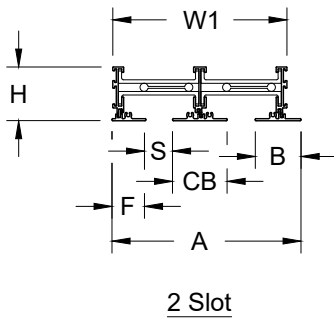
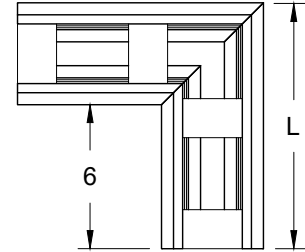
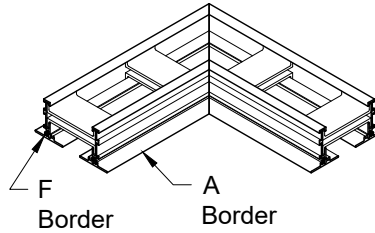
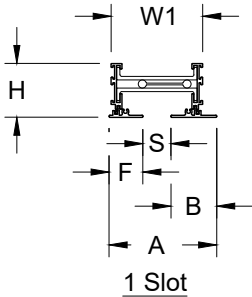
Model 135°	Number	Slot	F Face	Length	Height	Face	Neck	Center
	Slots	S	F	L	H	A	W-1	-
XG-AFLMC-10 FF 135	1	1	1 1/8	7 3/4	1 15/16	4 1/4	3 1/4	0
XG-AFLMC-15 FF 135		1 1/2	1 1/8	7 15/16	1 15/16	4 3/4	3 3/4	0
XG-AFLMC-20 FF 135		2	1 1/8	8 3/16	1 15/16	5 1/4	4 1/4	0
XG-AFLMC-25 FF 135		2 1/2	1 5/8	8 13/16	2 9/16	6 3/4	5 3/4	0
XG-AFLMC-30 FF 135		3	1 5/8	9	2 9/16	7 1/4	6 1/4	0
Model 135°	Slots	S	F	L	H	A	W-1	CB
XG-AFLMC-10 FF 135	2	1	1 1/8	9	1 15/16	7 3/16	6 3/16	1 15/16
XG-AFLMC-15 FF 135		1 1/2	1 1/8	9 3/8	1 15/16	8 3/16	7 3/16	1 15/16
XG-AFLMC-20 FF 135		2	1 1/8	9 13/16	1 15/16	9 3/16	8 3/16	1 15/16
XG-AFLMC-25 FF 135		2 1/2	1 5/8	11 1/16	2 9/16	12 3/16	11 3/16	2 15/16
XG-AFLMC-30 FF 135		3	1 5/8	11 7/16	2 9/16	13 3/16	12 3/16	2 15/16

1. Available Finishes	2. Available Accessories	3. Available Options	4. Construction Details
Standard Finish: 20 - White Face and Black Interior  Optional Finish 02 - Satin Silver Face and Black Interior 03 - Black Face and Black Interior 28 - Custom Face Color and Black Interior		1EC - (1) End Cap OO - Open / Open	<ul style="list-style-type: none"> <li>Material Extruded Aluminum</li> <li>C - Combo Pattern Controller</li> <li>S - Standard Pattern Controller</li> </ul>

All Dimensions ±1/16"

Model: XG-AFLMC-FA 90 Border F & Border A - Flush Channel & Exposed Face - 90° Miter Corner

### XG-AFLMC-FA 90 - Flush Channel & Exposed Face - 90° Miter Corner



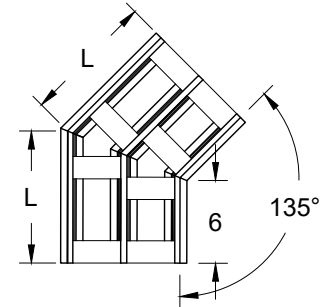
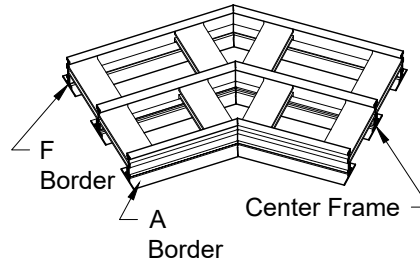
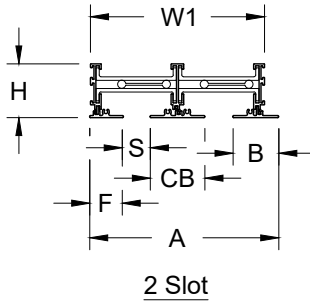
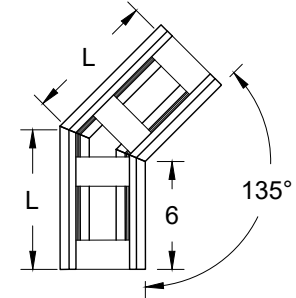
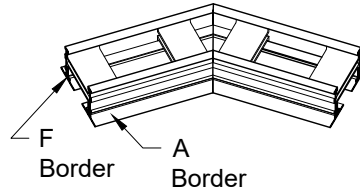
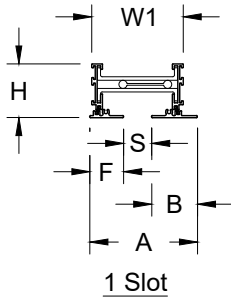
Model 90°	Number	Slot	F Face	A Face	Length	Height	Face	Neck	Center
	Slots	S	F	B	L	H	A	W-1	-
XG-AFLMC-10 FA 90	1	1	1 1/8	1 5/8	10 1/4	1 15/16	4 1/4	3 1/4	0
XG-AFLMC-15 FA 90		1 1/2	1 1/8	1 5/8	10 3/4	1 15/16	4 3/4	3 3/4	0
XG-AFLMC-20 FA 90		2	1 1/8	1 5/8	11 1/4	1 15/16	5 1/4	4 1/4	0
XG-AFLMC-25 FA 90		2 1/2	1 5/8	2 1/8	12 3/4	2 9/16	6 3/4	5 3/4	0
XG-AFLMC-30 FA 90		3	1 5/8	2 1/8	13 1/4	2 9/16	7 1/4	6 1/4	0
Model 90°	Slots	S	F	B	L	H	A	W-1	CB
XG-AFLMC-10 FA 90	2	1	1 1/8	1 5/8	13 1/8	1 15/16	7 3/16	6 3/16	1 15/16
XG-AFLMC-15 FA 90		1 1/2	1 1/8	1 5/8	14 1/8	1 15/16	8 3/16	7 3/16	1 15/16
XG-AFLMC-20 FA 90		2	1 1/8	1 5/8	15 1/8	1 15/16	9 3/16	8 3/16	1 15/16
XG-AFLMC-25 FA 90		2 1/2	1 5/8	2 1/8	18 1/8	2 9/16	12 3/16	11 3/16	2 15/16
XG-AFLMC-30 FA 90		3	1 5/8	2 1/8	19 1/8	2 9/16	13 3/16	12 3/16	2 15/16

1. Available Finishes	2. Available Accessories	3. Available Options	4. Construction Details
Standard Finish: 20 - White Face and Black Interior  Optional Finish 02 - Satin Silver Face and Black Interior 03 - Black Face and Black Interior 28 - Custom Face Color and Black Interior		1EC - (1) End Cap OO - Open / Open	<ul style="list-style-type: none"> <li>Material Extruded Aluminum</li> <li>C - Combo Pattern Controller</li> <li>S - Standard Pattern Controller</li> </ul>

All Dimensions ±1/16"

Model: XG-AFLMC-FA 135    Border F & Border A - Flush Channel & Exposed Face - 135° Miter Corner

### XG-AFLMC-FA 135 - Flush Channel & Exposed Face - 135° Miter Corner



Model 135°	Number	Slot	F Face	A Face	Length	Height	Face	Neck	Center
	Slots	S	F	B	L	H	A	W-1	-
XG-AFLMC-10 FA 135	1	1	1 1/8	1 5/8	7 3/4	1 15/16	4 1/4	3 1/4	0
XG-AFLMC-15 FA 135		1 1/2	1 1/8	1 5/8	7 15/16	1 15/16	4 3/4	3 3/4	0
XG-AFLMC-20 FA 135		2	1 1/8	1 5/8	8 3/16	1 15/16	5 1/4	4 1/4	0
XG-AFLMC-25 FA 135		2 1/2	1 5/8	2 1/8	8 13/16	2 9/16	6 3/4	5 3/4	0
XG-AFLMC-30 FA 135		3	1 5/8	2 1/8	9	2 9/16	7 1/4	6 1/4	0
Model 135°	Slots	S	F	B	L	H	A	W-1	CB
XG-AFLMC-10 FA 135	2	1	1 1/8	1 5/8	9	1 15/16	7 3/16	6 3/16	1 15/16
XG-AFLMC-15 FA 135		1 1/2	1 1/8	1 5/8	9 3/8	1 15/16	8 3/16	7 3/16	1 15/16
XG-AFLMC-20 FA 135		2	1 1/8	1 5/8	9 13/16	1 15/16	9 3/16	8 3/16	1 15/16
XG-AFLMC-25 FA 135		2 1/2	1 5/8	2 1/8	11 1/16	2 9/16	12 3/16	11 3/16	2 15/16
XG-AFLMC-30 FA 135		3	1 5/8	2 1/8	11 7/16	2 9/16	13 3/16	12 3/16	2 15/16

#### 1. Available Finishes

Standard Finish:  
20 - White Face and Black Interior

Optional Finish  
02 - Satin Silver Face and Black Interior  
03 - Black Face and Black Interior  
28 - Custom Face Color and Black Interior

#### 2. Available Accessories

#### 3. Available Options

1EC - (1) End Cap  
OO - Open / Open

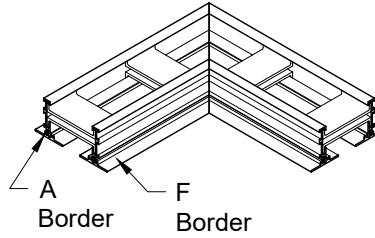
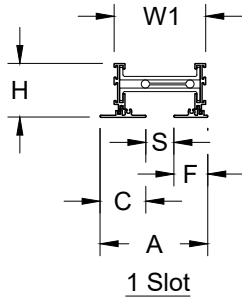
#### 4. Construction Details

- Material Extruded Aluminum
- C - Combo Pattern Controller
- S - Standard Pattern Controller

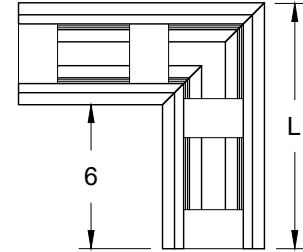
All Dimensions ±1/16"

Model: XG-AFLMC-AF 90      Border A & Border F - Exposed Face & Flush Channel - 90° Miter Corner

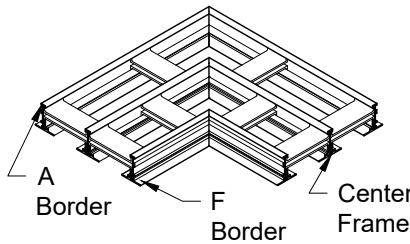
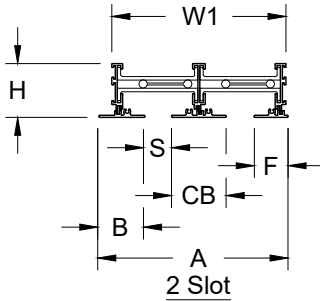
### XG-AFLMC-AF 90 - Exposed Face & Flush Channel - 90° Miter Corner



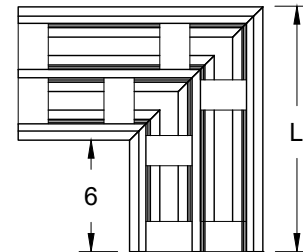
Mitered Corner 90°



Mitered Corner 90° - Top View



Mitered Corner 90°



Mitered Corner 90° - Top View

Model 90°	Number	Slot	A Face	F Face	Length	Height	Face	Neck	Center
	Slots	S	B	F	L	H	A	W-1	-
XG-AFLMC-10 AF 90	1	1	1 5/8	1 1/8	10 1/4	1 15/16	4 1/4	3 1/4	0
XG-AFLMC-15 AF 90		1 1/2	1 5/8	1 1/8	10 3/4	1 15/16	4 3/4	3 3/4	0
XG-AFLMC-20 AF 90		2	1 5/8	1 1/8	11 1/4	1 15/16	5 1/4	4 1/4	0
XG-AFLMC-25 AF 90		2 1/2	2 1/8	1 5/8	12 3/4	2 9/16	6 3/4	5 3/4	0
XG-AFLMC-30 AF 90		3	2 1/8	1 5/8	13 1/4	2 9/16	7 1/4	6 1/4	0
Model 90°	Slots	S	B	F	L	H	A	W-1	CB
XG-AFLMC-10 AF 90	2	1	1 5/8	1 1/8	13 1/8	1 15/16	7 3/16	6 3/16	1 15/16
XG-AFLMC-15 AF 90		1 1/2	1 5/8	1 1/8	14 1/8	1 15/16	8 3/16	7 3/16	1 15/16
XG-AFLMC-20 AF 90		2	1 5/8	1 1/8	15 1/8	1 15/16	9 3/16	8 3/16	1 15/16
XG-AFLMC-25 AF 90		2 1/2	2 1/8	1 5/8	18 1/8	2 9/16	12 3/16	11 3/16	2 15/16
XG-AFLMC-30 AF 90		3	2 1/8	1 5/8	19 1/8	2 9/16	13 3/16	12 3/16	2 15/16

#### 1. Available Finishes

Standard Finish:  
20 - White Face and Black Interior

Optional Finish  
02 - Satin Silver Face and Black Interior  
03 - Black Face and Black Interior  
28 - Custom Face Color and Black Interior

#### 2. Available Accessories

#### 3. Available Options

1EC - (1) End Cap  
OO - Open / Open

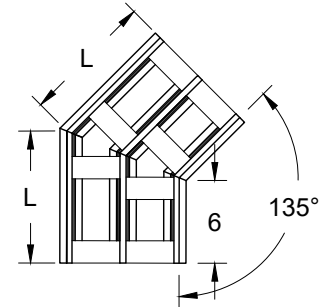
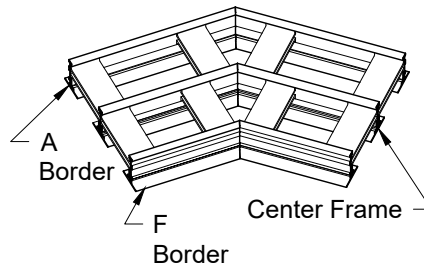
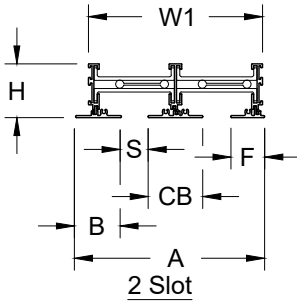
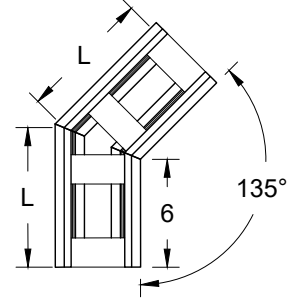
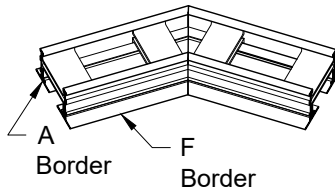
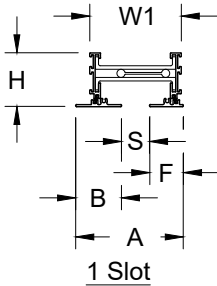
#### 4. Construction Details

- Material Extruded Aluminum
- C - Combo Pattern Controller
- S - Standard Pattern Controller

All Dimensions ±1/16"

Model: XG-AFLMC-AF 135 Border A & Border F - Exposed Face & Flush Channel - 135° Miter Corner

### XG-AFLMC-AF 135 - Exposed Face & Flush Channel - 135° Miter Corner



Model 135°	Number	Slot	A Face	F Face	Length	Height	Face	Neck	Center
	Slots	S	B	F	L	H	A	W-1	-
XG-AFLMC-10 AF 135	1	1	1 5/8	1 1/8	7 3/4	1 15/16	4 1/4	3 1/4	0
XG-AFLMC-15 AF 135		1 1/2	1 5/8	1 1/8	7 15/16	1 15/16	4 3/4	3 3/4	0
XG-AFLMC-20 AF 135		2	1 5/8	1 1/8	8 3/16	1 15/16	5 1/4	4 1/4	0
XG-AFLMC-25 AF 135		2 1/2	2 1/8	1 5/8	8 13/16	2 9/16	6 3/4	5 3/4	0
XG-AFLMC-30 AF 135		3	2 1/8	1 5/8	9	2 9/16	7 1/4	6 1/4	0
Model 135°	Slots	S	B	F	L	H	A	W-1	CB
XG-AFLMC-10 AF 135	2	1	1 5/8	1 1/8	9	1 15/16	7 3/16	6 3/16	1 15/16
XG-AFLMC-15 AF 135		1 1/2	1 5/8	1 1/8	9 3/8	1 15/16	8 3/16	7 3/16	1 15/16
XG-AFLMC-20 AF 135		2	1 5/8	1 1/8	9 13/16	1 15/16	9 3/16	8 3/16	1 15/16
XG-AFLMC-25 AF 135		2 1/2	2 1/8	1 5/8	11 1/16	2 9/16	12 3/16	11 3/16	2 15/16
XG-AFLMC-30 AF 135		3	2 1/8	1 5/8	11 7/16	2 9/16	13 3/16	12 3/16	2 15/16

#### 1. Available Finishes

Standard Finish:  
20 - White Face and Black Interior

Optional Finish  
02 - Satin Silver Face and Black Interior  
03 - Black Face and Black Interior  
28 - Custom Face Color and Black Interior

#### 2. Available Accessories

#### 3. Available Options

1EC - (1) End Cap  
OO - Open / Open

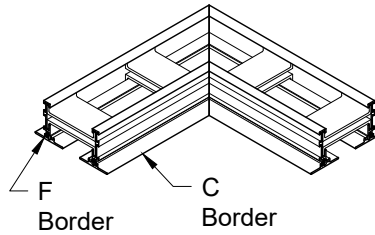
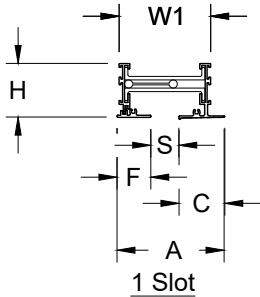
#### 4. Construction Details

- Material Extruded Aluminum
- C - Combo Pattern Controller
- S - Standard Pattern Controller

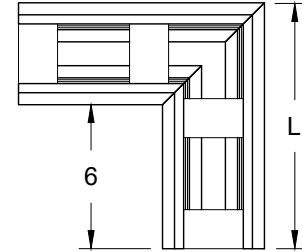
All Dimensions ±1/16"

Model: XG-AFLMC-FC 90      Border F & Border C - Flush Channel & Concealed Tape and Spackle - 90° Miter Corner

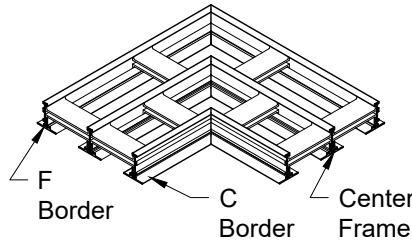
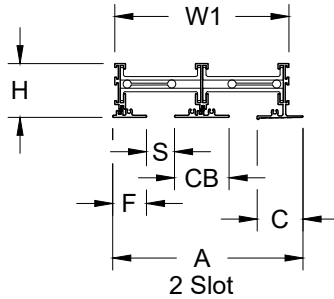
#### XG-AFLMC-FC 90 - Flush Channel & Concealed Tape and Spackle - 90° Miter Corner



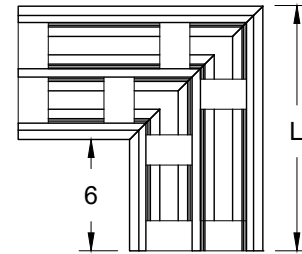
Mitered Corner 90°



Mitered Corner 90° - Top View



Mitered Corner 90°



Mitered Corner 90° - Top View

Model 90°	Number	Slot	F Face	C Face	Length	Height	Face	Neck	Center
	Slots	S	F	C	L	H	A	W-1	-
XG-AFLMC-10 FC 90	1	1	1 1/8	1 5/8	10 1/4	1 15/16	4 1/4	3 1/4	0
XG-AFLMC-15 FC 90		1 1/2	1 1/8	1 5/8	10 3/4	1 15/16	4 3/4	3 3/4	0
XG-AFLMC-20 FC 90		2	1 1/8	1 5/8	11 1/4	1 15/16	5 1/4	4 1/4	0
XG-AFLMC-25 FC 90		2 1/2	1 5/8	2 1/8	12 3/4	2 9/16	6 3/4	5 3/4	0
XG-AFLMC-30 FC 90		3	1 5/8	2 1/8	13 1/4	2 9/16	7 1/4	6 1/4	0
Model 90°	Slots	S	F	C	L	H	A	W-1	CB
XG-AFLMC-10 FC 90	2	1	1 1/8	1 5/8	13 1/8	1 15/16	7 3/16	6 3/16	1 15/16
XG-AFLMC-15 FC 90		1 1/2	1 1/8	1 5/8	14 1/8	1 15/16	8 3/16	7 3/16	1 15/16
XG-AFLMC-20 FC 90		2	1 1/8	1 5/8	15 1/8	1 15/16	9 3/16	8 3/16	1 15/16
XG-AFLMC-25 FC 90		2 1/2	1 5/8	2 1/8	18 1/8	2 9/16	12 3/16	11 3/16	2 15/16
XG-AFLMC-30 FC 90		3	1 5/8	2 1/8	19 1/8	2 9/16	13 3/16	12 3/16	2 15/16

#### 1. Available Finishes

Standard Finish:  
20 - White Face and Black Interior

Optional Finish  
02 - Satin Silver Face and Black Interior  
03 - Black Face and Black Interior  
28 - Custom Face Color and Black Interior

#### 2. Available Accessories

#### 3. Available Options

1EC - (1) End Cap  
OO - Open / Open

#### 4. Construction Details

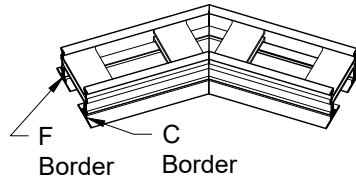
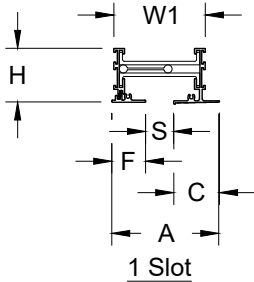
- Material Extruded Aluminum
- C - Combo Pattern Controller
- S - Standard Pattern Controller

All Dimensions ±1/16"

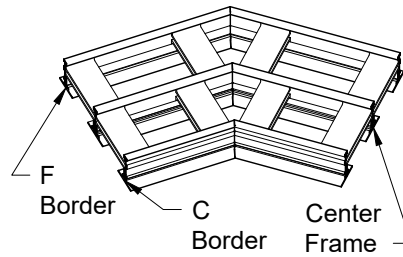
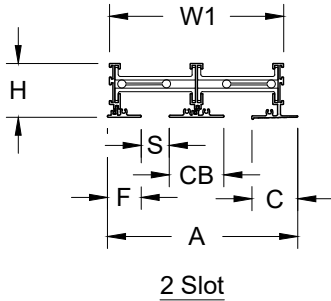
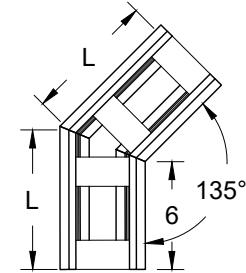


Model: XG-AFLMC-FC 135 Border F & Border C - Flush Channel & Concealed Tape and Spackle - 135° Miter Corner

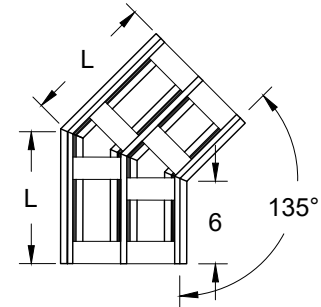
### XG-AFLMC-FC 135 - Flush Channel & Concealed Tape and Spackle - 135° Miter Corner



Mitered Corner 135°



Mitered Corner 135°



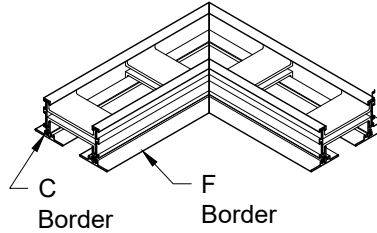
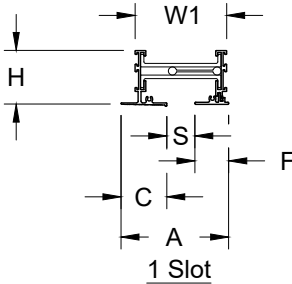
Model 135°	Number	Slot	F Face	C Face	Length	Height	Face	Neck	Center
	Slots	S	F	C	L	H	A	W-1	-
XG-AFLMC-10 FC 135	1	1	1 1/8	1 5/8	7 3/4	1 15/16	4 1/4	3 1/4	0
XG-AFLMC-15 FC 135		1 1/2	1 1/8	1 5/8	7 15/16	1 15/16	4 3/4	3 3/4	0
XG-AFLMC-20 FC 135		2	1 1/8	1 5/8	8 3/16	1 15/16	5 1/4	4 1/4	0
XG-AFLMC-25 FC 135		2 1/2	1 5/8	2 1/8	8 13/16	2 9/16	6 3/4	5 3/4	0
XG-AFLMC-30 FC 135		3	1 5/8	2 1/8	9	2 9/16	7 1/4	6 1/4	0
Model 135°	Slots	S	F	C	L	H	A	W-1	CB
XG-AFLMC-10 FC 135	2	1	1 1/8	1 5/8	9	1 15/16	7 3/16	6 3/16	1 15/16
XG-AFLMC-15 FC 135		1 1/2	1 1/8	1 5/8	9 3/8	1 15/16	8 3/16	7 3/16	1 15/16
XG-AFLMC-20 FC 135		2	1 1/8	1 5/8	9 13/16	1 15/16	9 3/16	8 3/16	1 15/16
XG-AFLMC-25 FC 135		2 1/2	1 5/8	2 1/8	11 1/16	2 9/16	12 3/16	11 3/16	2 15/16
XG-AFLMC-30 FC 135		3	1 5/8	2 1/8	11 7/16	2 9/16	13 3/16	12 3/16	2 15/16

1. Available Finishes	2. Available Accessories	3. Available Options	4. Construction Details
Standard Finish: 20 - White Face and Black Interior  Optional Finish 02 - Satin Silver Face and Black Interior 03 - Black Face and Black Interior 28 - Custom Face Color and Black Interior		1EC - (1) End Cap OO - Open / Open	<ul style="list-style-type: none"> <li>Material Extruded Aluminum</li> <li>C - Combo Pattern Controller</li> <li>S - Standard Pattern Controller</li> </ul>

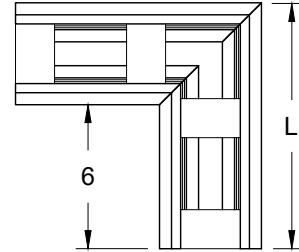
All Dimensions ±1/16"

Model: XG-AFLMC-CF 90      Border C & Border F - Concealed Tape and Spackle & Flush Channel - 90° Miter Corner

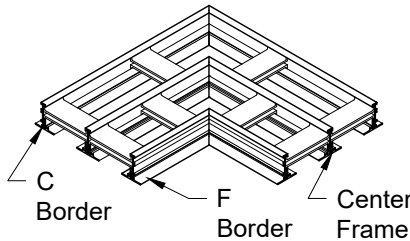
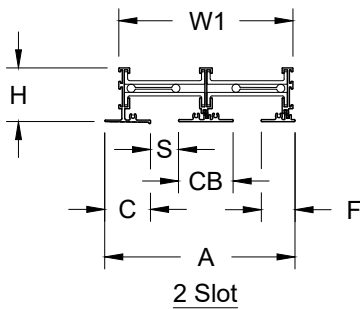
### XG-AFLMC-CF 90 - Concealed Tape and Spackle & Flush Channel - 90° Mitered Corner



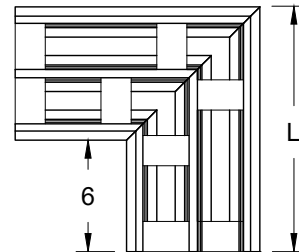
Mitered Corner 90°



Mitered Corner 90° - Top View



Mitered Corner 90°



Mitered Corner 90° - Top View

Model 90°	Number	Slot	F Face	C Face	Length	Height	Face	Neck	Center
	Slots	S	F	C	L	H	A	W-1	-
XG-AFLMC-10 CF 90	1	1	1 1/8	1 5/8	10 1/4	1 15/16	4 1/4	3 1/4	0
XG-AFLMC-15 CF 90		1 1/2	1 1/8	1 5/8	2 3/4	1 15/16	4 3/4	3 3/4	0
XG-AFLMC-20 CF 90		2	1 1/8	1 5/8	11 1/4	1 15/16	5 1/4	4 1/4	0
XG-AFLMC-25 CF 90		2 1/2	1 5/8	2 1/8	12 3/4	2 9/16	6 3/4	5 3/4	0
XG-AFLMC-30 CF 90		3	1 5/8	2 1/8	13 1/4	2 9/16	7 1/4	6 1/4	0
Model 90°	Slots	S	F	C	L	H	A	W-1	CB
XG-AFLMC-10 CF 90	2	1	1 1/8	1 5/8	13 1/8	1 15/16	7 3/16	6 3/16	1 15/16
XG-AFLMC-15 CF 90		1 1/2	1 1/8	1 5/8	14 1/8	1 15/16	8 3/16	7 3/16	1 15/16
XG-AFLMC-20 CF 90		2	1 1/8	1 5/8	15 1/8	1 15/16	9 3/16	8 3/16	1 15/16
XG-AFLMC-25 CF 90		2 1/2	1 5/8	2 1/8	18 1/8	2 9/16	12 3/16	11 3/16	2 15/16
XG-AFLMC-30 CF 90		3	1 5/8	2 1/8	19 1/8	2 9/16	13 3/16	12 3/16	2 15/16

1. Available Finishes	2. Available Accessories	3. Available Options	4. Construction Details
Standard Finish: 20 - White Face and Black Interior  Optional Finish 02 - Satin Silver Face and Black Interior 03 - Black Face and Black Interior 28 - Custom Face Color and Black Interior		1EC - (1) End Cap OO - Open / Open	<ul style="list-style-type: none"> <li>Material Extruded Aluminum</li> <li>C - Combo Pattern Controller</li> <li>S - Standard Pattern Controller</li> </ul>

All Dimensions ±1/16"

