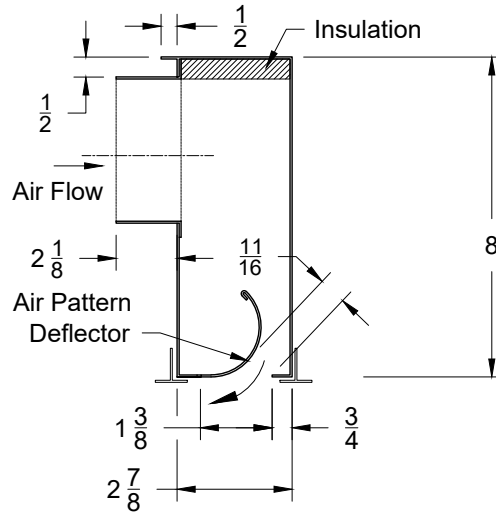
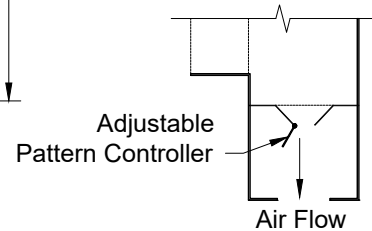


Model: XG-PHCSI-DB-6 Supply - One Slot - Insulated - Center Down Blow Section - Lay In T-Bar

XG-PHCSI-DB-6 - Lay In T-Bar



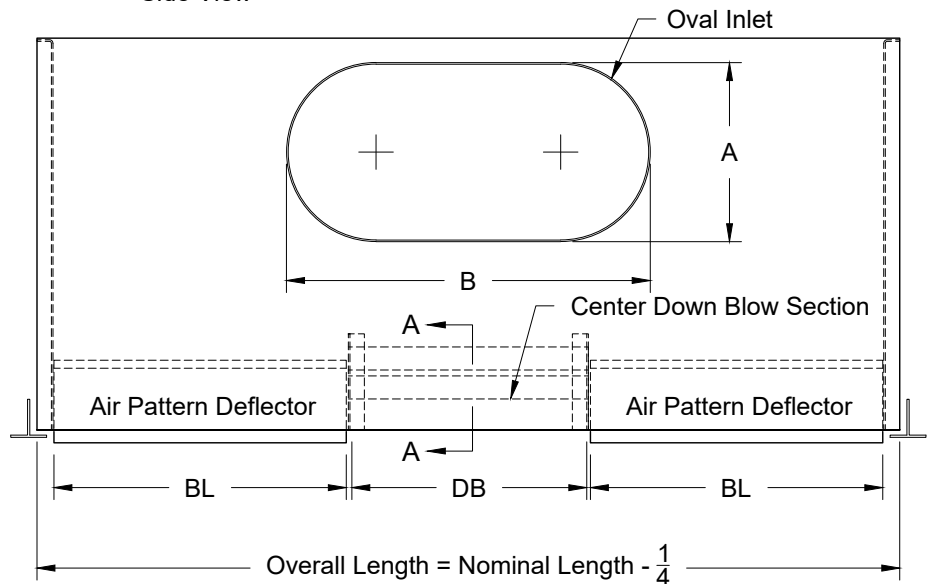
Inlet Chart			
Size	Type	A	B
6	Oval	3 15/16	7 1/8
8	Oval	3 15/16	10 3/8
10	Oval	3 15/16	13 3/8
12	Oval	3 15/16	16 3/8
14	Oval	3 15/16	19 3/8



Center Down Blow Section
Section A-A

Side View

Pattern Controller Lengths		
Nominal Length	Air Pattern Deflector	Center Down Blow
	BL	DB
24	6 3/8	9 3/4
36	9 7/8	14 7/8
48	13 3/8	19 15/16
60	16 7/8	25



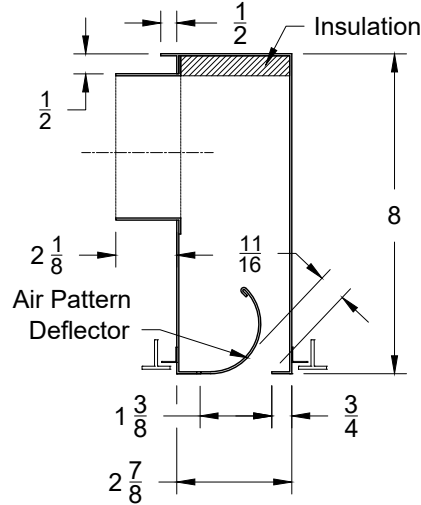
Front View

1. Available Finishes	2. Available Accessories	3. Available Options	4. Construction Details
Standard Finish: 27 - All Black	XG-ROD - Remote Operated Damper XG-LQ - Locking Quadrant	CC - 1/2" Closed Cell Insulation	<ul style="list-style-type: none"> Aluminum Construction Nominal lengths available: 24, 36, 48, 60

All Dimensions $\pm 1/16"$

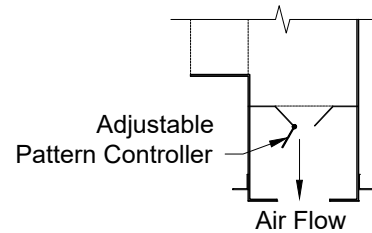
Model: XG-PHCSI-DB-8 Supply - One Slot - Insulated - Center Down Blow Section - Tegular T-Bar

XG-PHCSI-DB-8 - Tegular T-Bar



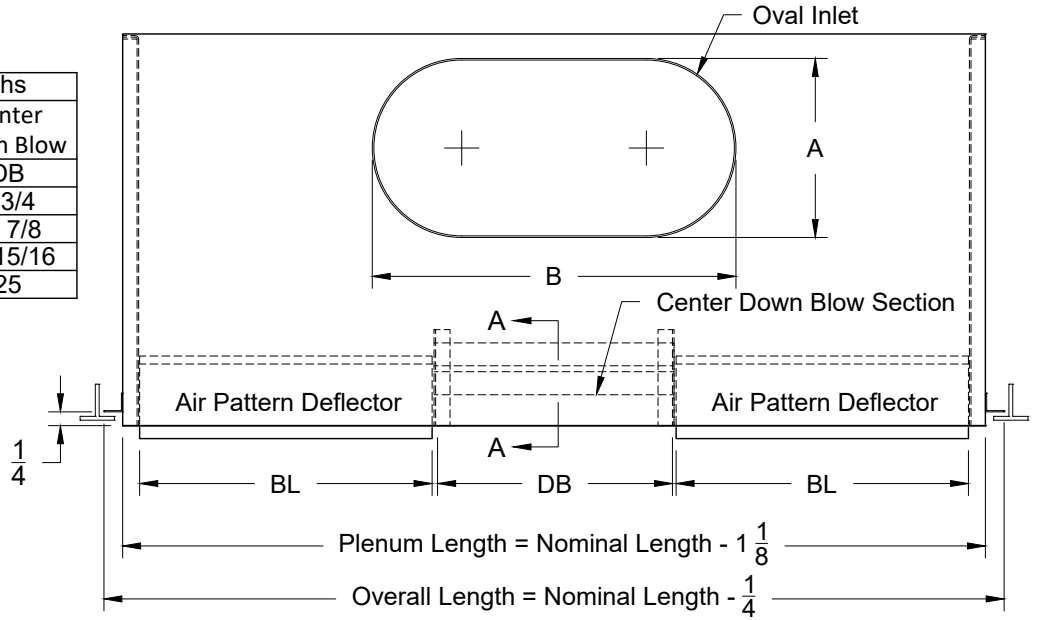
Side View

Inlet Chart			
Size	Type	A	B
6	Oval	3 15/16	7 1/8
8	Oval	3 15/16	10 3/8
10	Oval	3 15/16	13 3/8
12	Oval	3 15/16	16 3/8
14	Oval	3 15/16	19 3/8



Center Down Blow Section
Section A-A

Pattern Controller Lengths		
Nominal Length	Air Pattern Deflector	Center Down Blow
	BL	DB
24	6 3/8	9 3/4
36	9 7/8	14 7/8
48	13 3/8	19 15/16
60	16 7/8	25



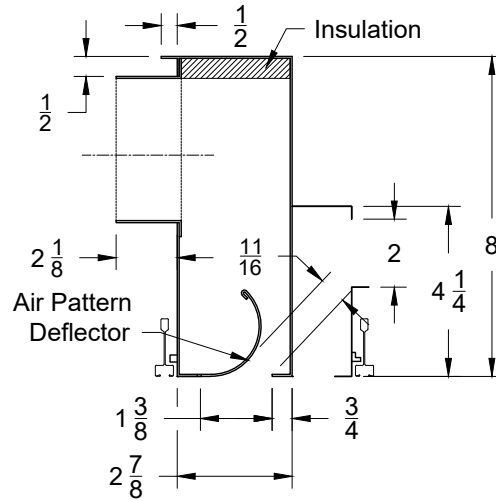
Front View

1. Available Finishes	2. Available Accessories	3. Available Options	4. Construction Details
Standard Finish: 27 - All Black	XG-ROD - Remote Operated Damper XG-LQ - Locking Quadrant	CC - 1/2" Closed Cell Insulation	<ul style="list-style-type: none"> Aluminum Construction Nominal lengths available: 24, 36, 48, 60

All Dimensions ±1/16"

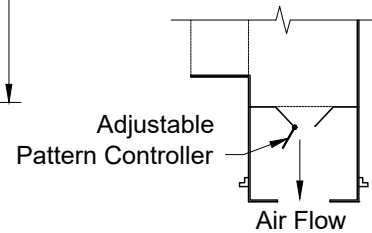
Model: XG-PHCSI-DB-9 Supply - One Slot - Insulated - Center Down Blow Section - Bolt Slot

XG-PHCSI-DB-9 - Bolt Slot



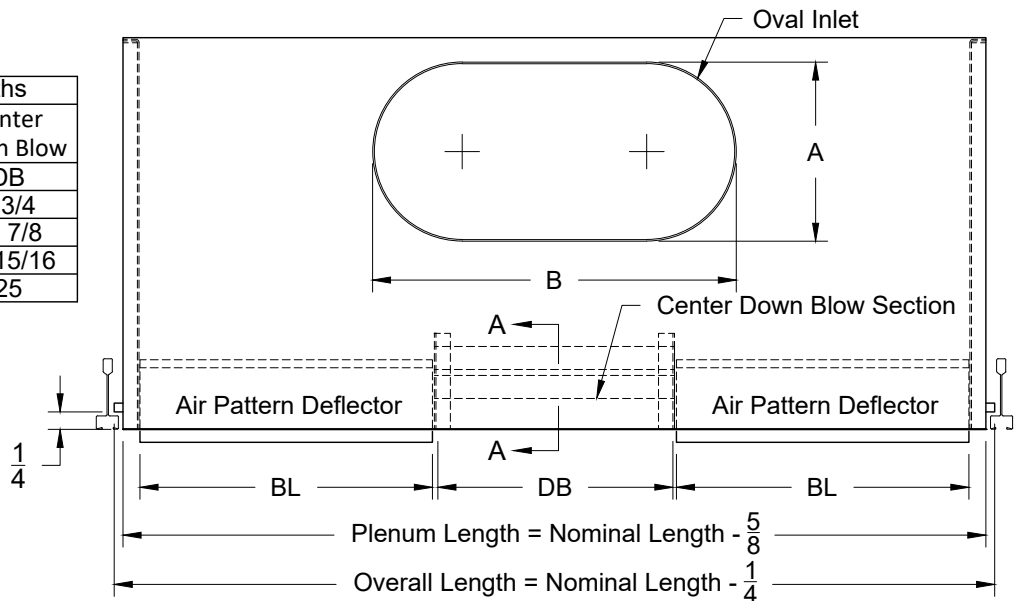
Side View

Inlet Chart			
Size	Type	A	B
6	Oval	3 15/16	7 1/8
8	Oval	3 15/16	10 3/8
10	Oval	3 15/16	13 3/8
12	Oval	3 15/16	16 3/8
14	Oval	3 15/16	19 3/8



Center Down Blow Section
Section A-A

Pattern Controller Lengths		
Nominal Length	Air Pattern Deflector	Center Down Blow
	BL	DB
24	6 3/8	9 3/4
36	9 7/8	14 7/8
48	13 3/8	19 15/16
60	16 7/8	25



Front View

1. Available Finishes	2. Available Accessories	3. Available Options	4. Construction Details
Standard Finish: 27 - All Black	XG-ROD - Remote Operated Damper XG-LQ - Locking Quadrant	CC - 1/2" Closed Cell Insulation	<ul style="list-style-type: none"> Aluminum Construction Nominal lengths available: 24, 36, 48, 60

All Dimensions ±1/16"