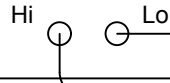




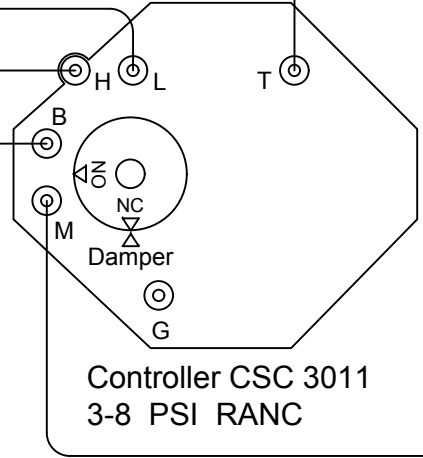
Building Value in Air.

AIR FLOW  
SENSOR

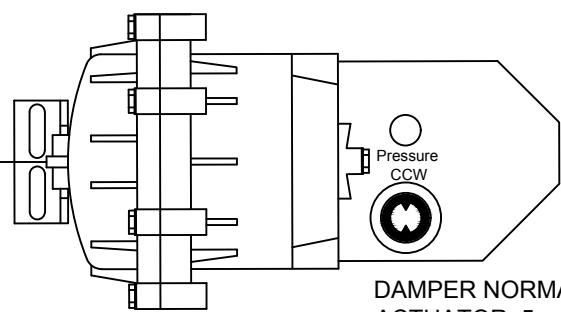


To N.C. Fan P.E.  
Set to 10 PSI  
To N.C. Heat P.E.  
Set to 11 PSI  
Optional Heat

Green  
Red

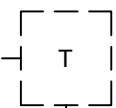


Controller CSC 3011  
3-8 PSI RANC



DAMPER NORMALLY CLOSED  
ACTUATOR 5 - 10 PSI  
MCP 3631-3000

Reverse Acting



M

16 Psi  
Minimum

———— Factory Piping  
----- Field Piping By Others

FCCD 916M

(CDS) ATU\CONTROL DIAGRAMS\PNEUMATIC\

# Control Wiring Diagram

Unless Otherwise Specified:  
1. Dimensions Are In Inches.  
2. Tolerances Are:  
Fractions Decimals Angles  
 $\pm 1/32$   $\pm .X = .1$   $\pm 1^\circ$   
 $\pm .XX = .02$   
 $\pm .XXX = .010$

RANC 3-8 PSI PNEUMATIC  
PRESSURE INDEPENDENT

Phone: 715.359.6171  
Fax: 715.355.2399  
Parts : 800.355.5354  
gfcinfo@greenheck.com  
www.greenheck.com

N/A	D	Removed logo	7/12/21	CG
N/A	C	UPDATED TO NEW FORMAT	07/14/17	RML
N/A	B	UPDATE	06/18/04	JEFF S.
ECN. No.	Rev	Description	Date	Rev'd By:

DWN. BY	DG	DATE	02/05/93	DWG. NO.		REV.	
CHK'D BY	RE	SCALE	NTS	FCCD916M		D	