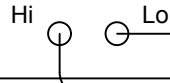




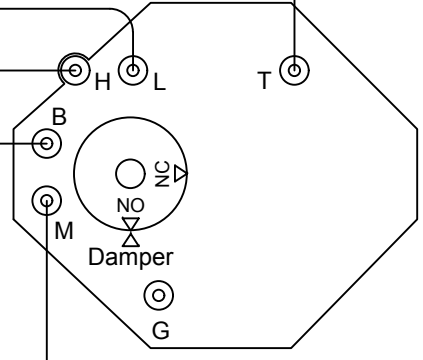
Building Value in Air.

AIR FLOW  
SENSOR

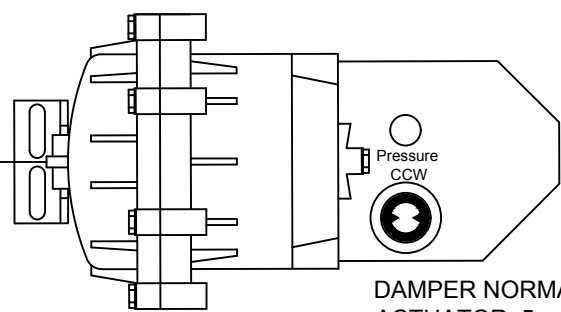


To N.O. Fan P.E.  
Set to 10 PSI  
To N.O. Heat P.E.  
Set to 11 PSI  
Optional Heat

Green  
Red

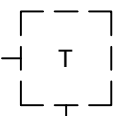


Controller CSC 3011  
3 - 8 PSI RANO



DAMPER NORMALLY OPEN  
ACTUATOR 5 - 10 PSI  
MCP 3631-3000

Reverse Acting



16 Psi  
Minimum

———— Factory Piping  
----- Field Piping By Others

FCCD 917M

(CDS) ATU\CONTROL DIAGRAMS\PNEUMATIC\

# Control Wiring Diagram

Unless Otherwise Specified:  
1. Dimensions Are In Inches.  
2. Tolerances Are:  
Fractions Decimals Angles  
±1/32 ±.X = .1 ±1°  
±.XX = .02  
±.XXX = .010

RANO 3-8 PSI PNEUMATIC  
PRESSURE INDEPENDENT

N/A	E	Removed logo	7/12/21	CG
N/A	D	UPDATED TO NEW FORMAT	07/14/17	RML
N/A	C	REVISED P.E. NOTES & POS.	12//12/08	DSG
N/A	B	UPDATE	06/18/04	JEFF S.
ECN. No.	Rev	Description	Date	Rev'd By:

DWN. BY	JEFF S.	DATE	02/05/93	DWG. NO.		REV.	
CHK'D BY	RE	SCALE	NTS	FCCD917M		E	

Phone: 715.359.6171  
Fax: 715.355.2399  
Parts : 800.355.5354  
gfcinfo@greenheck.com  
www.greenheck.com