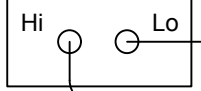
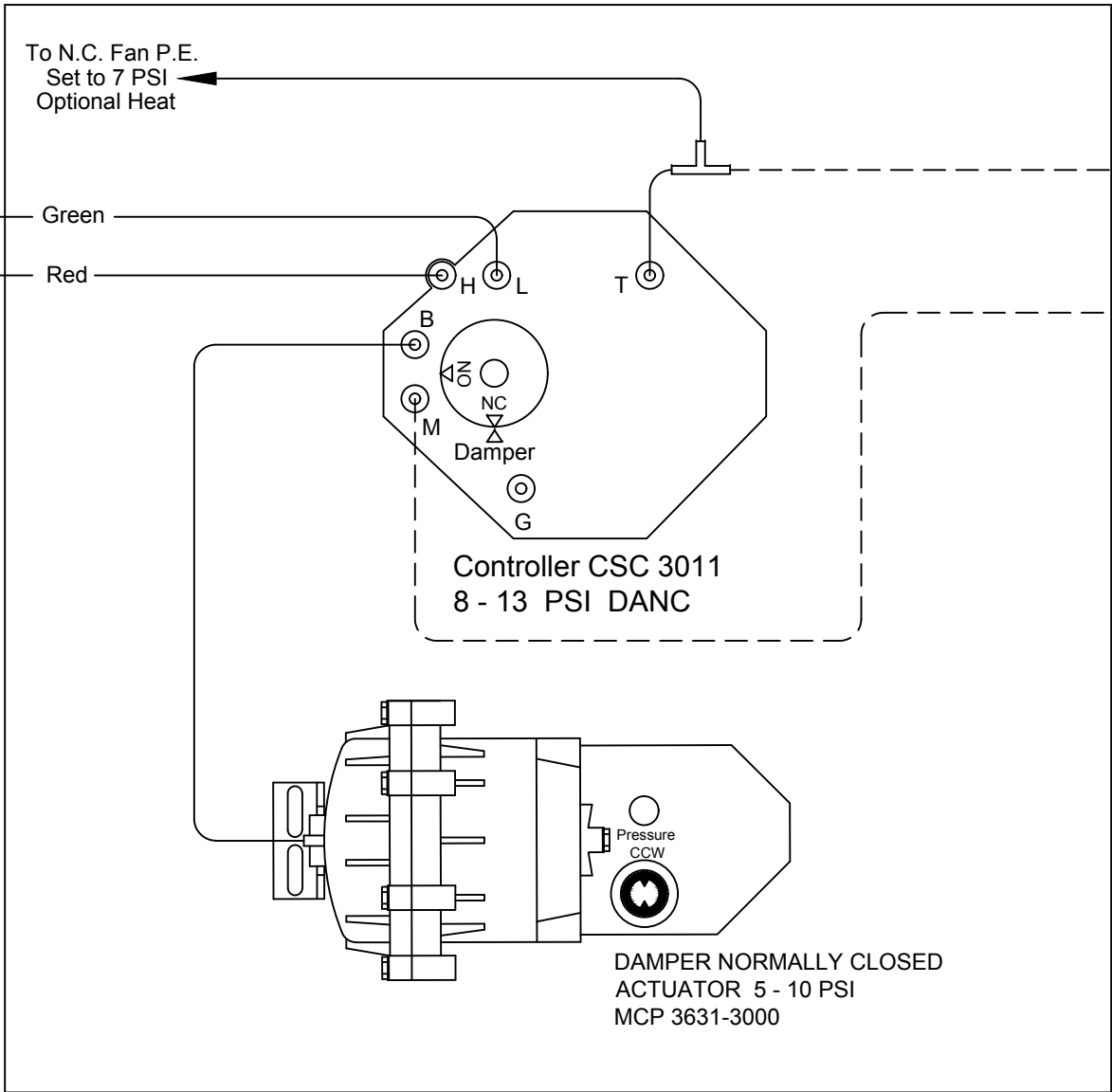




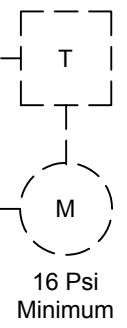
Building Value in Air.  
AIR FLOW  
SENSOR



To N.C. Fan P.E.  
Set to 7 PSI  
Optional Heat



Direct Acting



———— Factory Piping  
----- Field Piping By Others

**FVCD 814M**

(CDS) ATU\CONTROL DIAGRAMS\PNEUMATIC\

# Control Wiring Diagram

Unless Otherwise Specified:  
1. Dimensions Are In Inches.  
2. Tolerances Are:  
Fractions Decimals Angles  
±1/32 ±.X = .1 ±1°  
±.XX = .02  
±.XXX = .010

**DANC 8 - 13 PSI PNEUMATIC  
PRESSURE INDEPENDENT**

Phone: 715.359.6171  
Fax: 715.355.2399  
Parts : 800.355.5354  
gfcinfo@greenheck.com  
www.greenheck.com

N/A	E	Removed logo	7/12/21	CG
N/A	D	Revised 6 to 7 PSI	12/18/19	CG
N/A	C	UPDATED TO NEW FORMAT	06/13/17	RML
N/A	B	Update	9/18/04	JEFF S.
ECN. No.	Rev	Description	Date	Rev'd By:

DWN. BY	DG	DATE	11/05/99	DWG. NO.		REV.	
CHK'D BY	RE	SCALE	NTS	FVCD814M		E	