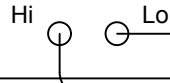




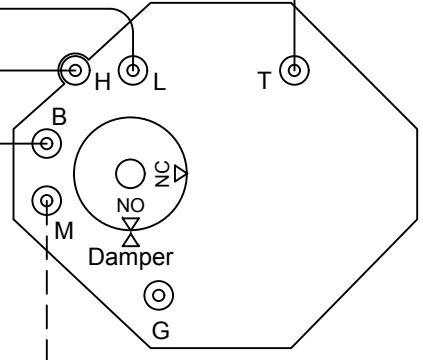
Building Value in Air.

AIR FLOW
SENSOR

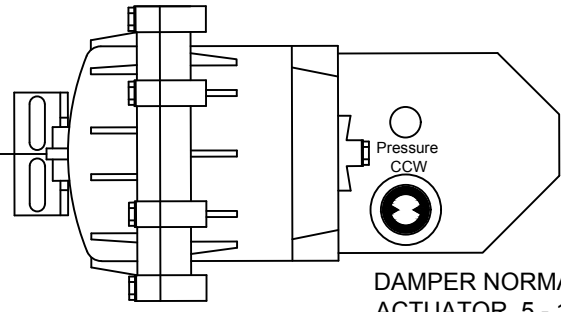


To N.O. Fan P.E.
Set to 10 PSI
To N.O. Heat P.E.
Set to 11 PSI
Optional Heat

Green
Red

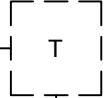


Controller CSC 3011
3 - 8 PSI RANO



DAMPER NORMALLY OPEN
ACTUATOR 5 - 10 PSI
MCP 3631-3000

Reverse Acting



16 Psi
Minimum

———— Factory Piping
----- Field Piping By Others

FVCD 817M

(CDS) ATU\CONTROL DIAGRAMS\PNEUMATIC\

Control Wiring Diagram

RANO 3-8 PSI PNEUMATIC
PRESSURE INDEPENDENT

Phone: 715.359.6171
Fax: 715.355.2399
Parts : 800.355.5354
gfcinfo@greenheck.com
www.greenheck.com

N/A	E	Removed logo	7/12/21	CG
N/A	D	UPDATED TO NEW FORMAT	06/14/17	RML
N/A	C	REVISED P.E. NOTES & POS.	12//12/08	DSG
N/A	B	UPDATE	06/18/04	JEFF S.
ECN. No.	Rev	Description	Date	Rev'd By:

Unless Otherwise Specified: 1. Dimensions Are In Inches. 2. Tolerances Are: Fractions Decimals Angles ±1/32 ±.X = .1 ±1° ±.XX = .02 ±.XXX = .010				
DWN. BY	JEFF S.	DATE	02/05/93	DWG. NO.
CHK'D BY	RE	SCALE	NTS	FVCD817M
				REV. E