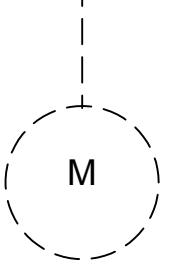
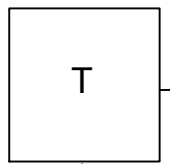
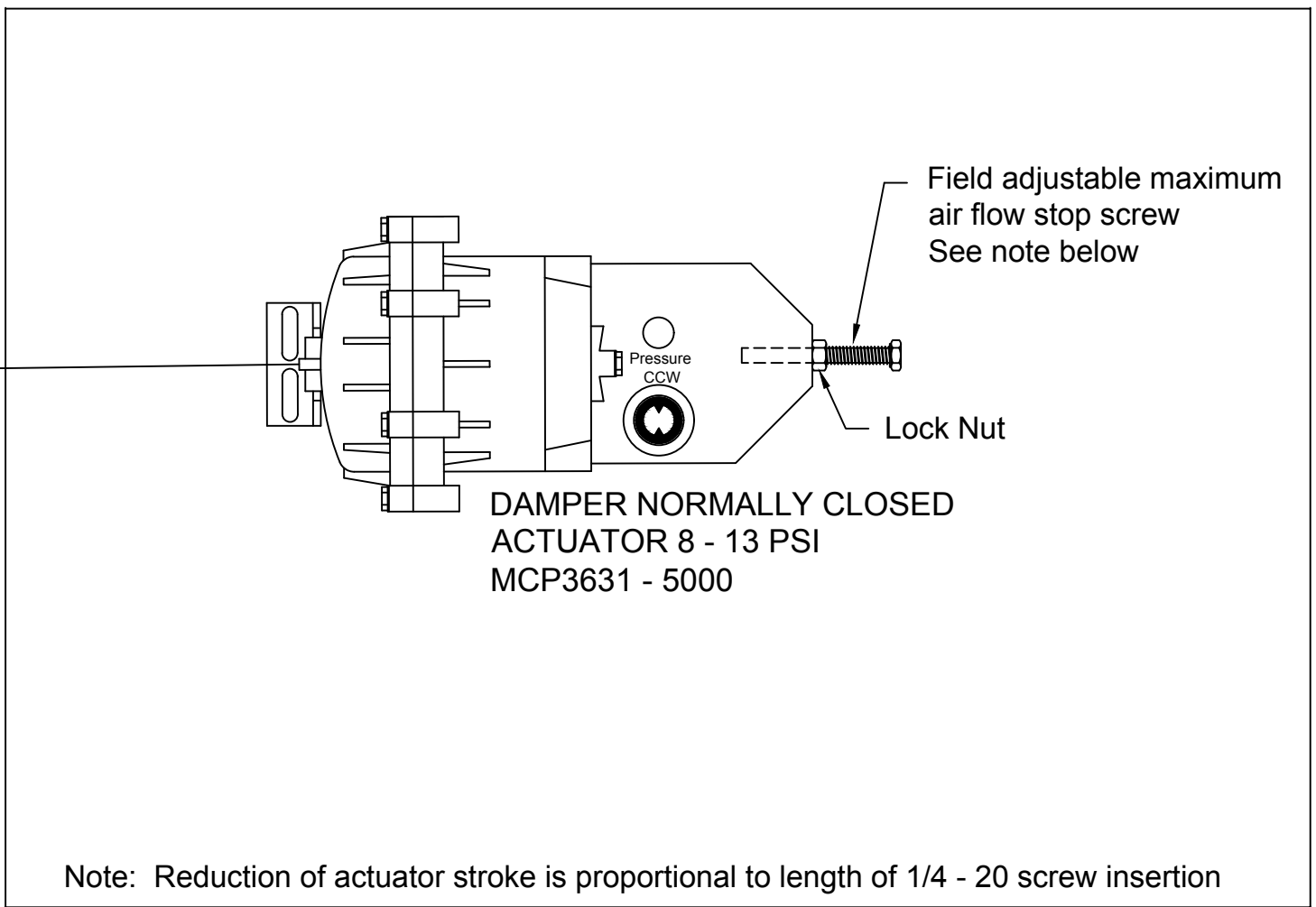
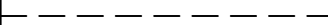


DIRECT
ACTING



16 PSI
MIN.



Note: Reduction of actuator stroke is proportional to length of 1/4 - 20 screw insertion

———— Factory Piping
- - - - Field Piping By Others

RTCD 610N

(CDS) ATU\CONTROL DIAGRAMS\PNEUMATIC\

Phone: 715.359.6171
Fax: 715.355.2399
Parts : 800.355.5354
gfcinfo@greenheck.com
www.greenheck.com

N/A	D	Removed logo	7/12/21	CG
N/A	C	Updated to new format	6/12/17	RE
N/A	B	Actuator Info Added	8/22/06	CLS
N/A	A	Actuator Updated	11/10/05	CLS
ECN. No.	Rev	Description	Date	Rev'd By:

Unless Otherwise Specified:
1. Dimensions Are In Inches.
2. Tolerances Are:
Fractions Decimals Angles
±1/32 ±.X = .1 ±1°
±.XX = .02
±.XXX = .010

Control Wiring Diagram

DANC 8 - 13 PSI Pneumatic
Pressure Dependent

DWN. BY	CLS	DATE	11/10/05	DWG. NO.		REV.	
CHK'D BY	RE	SCALE	NTS	RTCD610N		D	