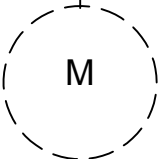
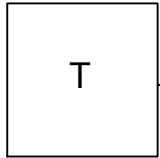
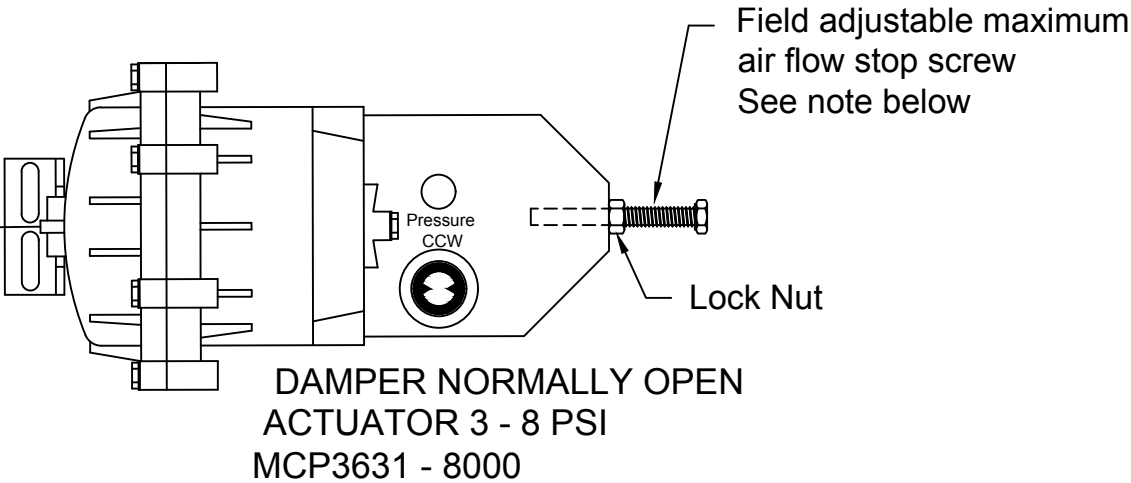


REVERSE  
ACTING



16 PSI  
MIN.



Note: Reduction of actuator stroke is proportional to length of 1/4 - 20 screw insertion

———— Factory Piping  
----- Field Piping By Others

THCD 112N

(CDS) ATU\CONTROL DIAGRAMS\PNEUMATIC\

Phone: 715.359.6171  
Fax: 715.355.2399  
Parts : 800.355.5354  
gfcinfo@greenheck.com  
www.greenheck.com

N/A	D	Removed logo	7/7/21	CG
N/A	C	Updated to new format	6/12/17	RE
N/A	B	Actuator Info Added	8/22/06	CLS
N/A	A	Actuator Updated	11/10/05	CLS
ECN. No.	Rev	Description	Date	Rev'd By:

Unless Otherwise Specified:  
1. Dimensions Are In Inches.  
2. Tolerances Are:  
Fractions   Decimals   Angles  
±1/32   ±.X = .1   ±1°  
          ±.XX = .02  
          ±.XXX = .010

Control Wiring Diagram

RANO 3 - 8 PSI Pneumatic  
Pressure Dependent

DWN. BY   CLS   DATE 11/10/05

CHK'D BY   RE   SCALE NTS

DWG. NO.

THCD112N

REV.

D