

**ASSURE140™**  
BY GREENHECK

# Energy Recovery Ventilator Model ASSURE-140SC-S1



## The Cost-Effective, Code-Compliant-Verified Balanced Ventilation Solution

### Compact Energy Recovery Ventilator

#### Features:

- The **ASSURE-140SC-S1** energy recovery ventilator (ERV) is the perfect solution for single or multifamily installations with limited mechanical space.
- The **low-profile design** (10 inch height) simplifies installations in bulkheads and drop ceilings.
- 30-160 cfm operational range with three high-speed selections.
- **Total Recovery Core:** The cross-flow energy recovery core transfers heat and moisture between two airstreams without allowing cross contamination. Used for balanced mechanical ventilation in humid environments to reduce air conditioning (AC) energy costs. In colder climates, moisture transfer is reversed. The unit helps to moderate humidity and the core is a highly efficient heat exchanger. Can be easily removed for cleaning or service.
- **Home Ventilating Institute (HVI) Certified**
- **Frost Prevention:** Temperature sensor activated. Supply air shuts off to defrost core with warm exhaust air at high speed. Condensation lines are not required.



#### Additional Benefits


- A convenient hinged door without screws and a removable motor and electronic assembly allow for easy maintenance and service.
- Swing open junction box cover for quick access to the circuit board and DIP switches.
- Washable antimicrobial MERV-6 air filters in exhaust and supply airstreams. MERV-13 upgrade option is available.
- Brackets included for easy ceiling installation.
- 20-gauge prepainted galvanized steel for superior corrosion resistance, insulated to prevent exterior condensation.
- Available in mirrored and hardwired configurations upon request.

## OPTIONAL ACCESSORIES:

### Control Options

All controls offer continuous ventilation, continuous low-speed operation, 3-wire connection and are compatible with the Wireless Timer (435248).

Additional Features	Precision-SYNC Digital Wall Control (435244)	Two-Speed Switch with Humidity Sensor (435245)	Two-Speed Switch with Intermittent Mode (435246)
5-speed fan operation on each mode	✓		
2-speed fan operation (Low/High)		✓	✓
Humidity control with adjustable dehumidistat	✓	✓	
Large digital LCD screen	✓		
LED status indicator lights		✓	✓
20 ON/40 OFF	✓		✓
10 ON/50 OFF	✓		
20/40/60 min. high-speed override button	✓		



435244



435245



435246

### HAVEN IAQ Control Bundle

Using the HAVEN Central Air Monitor and Central Air Controller (485673) in combination with your Greenheck ASSURE or SYNC ERV and up to one additional HVAC device (e.g. dehumidifier) provides automated indoor air quality management for a **simple, affordable indoor air quality system**.

The Monitor measures whole-house airflow and detects particles (PM2.5), chemicals (VOC), temperature, and relative humidity in the air and uses its readings to inform the Controller when to automate your ERV to temporarily initiate HIGH Fan speed ventilation. The ERV will return to the selected operational mode and fan speed setting when the detected event is cleared from the Central Air Monitor.



485673

### Timer Options

#### 20/40/60 Minute Timer (435247)

Initiates high speed ventilation for 20, 40 or 60 minutes. 3-wire connection.



435247

#### 20/40/60 Minute Wireless Timer (435248)

Initiates high speed ventilation for 20, 40 or 60 minutes. Wirelessly connects to main control for ease of installation. 40 ft approximate range. Pair with the Wireless Repeater (435249) to extend the range of the timer.



435248

### Additional Accessories

#### Dual Intake and Exhaust Hood (435250)

Features a 5-inch dual hood. Ideal for space constrained ERV applications, with only one 6-inch opening required for intake/exhaust.



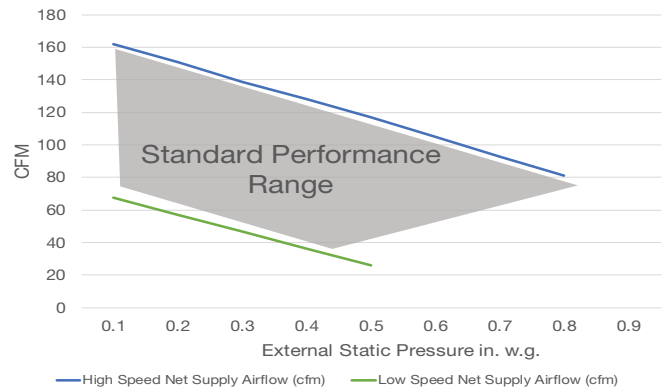
435250

#### MERV 13 Filter (485465)

MERV 13 filters are designed to offer added protection from dust, pollen, mold, bacteria, and any airborne particles with a size of 0.3 microns (µm).

## Airflow Performance

Ext. Static Pressure (in. wg)	High Speed Net Supply Airflow (CFM)	Power (Watts)	CFM/Watt
0.1	162	123	1.32
0.2	151	121	1.25
0.3	139	122	1.14
0.4	127	122	1.05
0.5	117	121	0.97
0.6	105	120	0.88
0.7	93	119	0.78
0.8	81	118	0.69
0.9	68	116	0.59
1.0	55	114	0.48

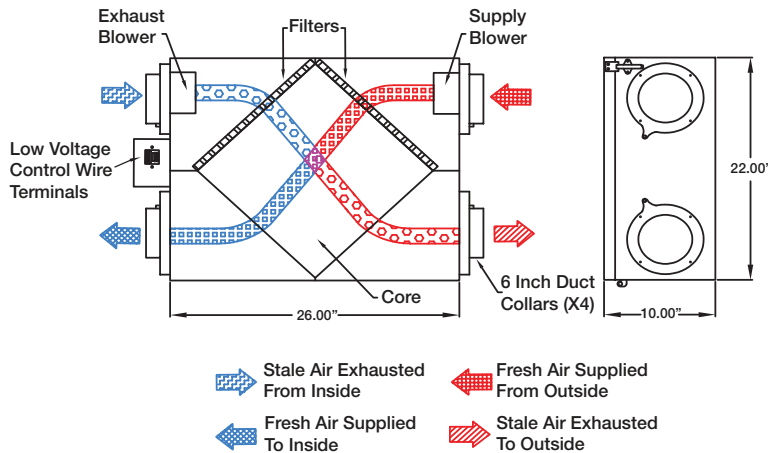


## Energy Performance

	Outdoor Air Conditions		Indoor Air Conditions		Net Airflow (CFM)	Power (Watts)	CFM/Watt	Sensible Recovery Efficiency	Apparent Sensible Effectiveness	Adjusted Sensible Recovery Efficiency	Latent Recovery	Total Recovery Efficiency	Adjusted Total Recovery Efficiency
	Temp	RH %	Temp	RH %									
Heating	32° F	75%	71.6° F	40%	49	54	0.9	70%	88%	78%	63%	-	-
	-13° F	-			64	54	1.2	77%	86%	83%	60%	-	-
					70	66	1.1	63%	85%	66%	50%	-	-
Cooling	95° F	50%	75° F	50%	64	66	1.0	50%	73%	63%	54%	53%	57%

= HVI Certified Point

## Dimensions



Note: Door clearance of 22 in. (635 mm) is recommended for servicing unit.  
 All duct uses 6 in. (152 mm) round collars. MERV 13 upgrade: 485465  
 Drawing represents standard configuration, winter season operation  
 Weight: 42 lbs (19 kg) • Shipping weight: 44 lbs (20 kg)

