

Product Features:


- High Induction Core Ceiling Diffuser
- Excellent pressure and noise performance
- Available Neck Sizes: 6, 8, 10, 12, 14 and 15 inch
- 360 Degree throw pattern
- Available in steel and aluminum
- Unique border styles available for various applications
- High Induction core greatly increases mixing efficiency
- Fit multiple t-bar grid modules

Finishes

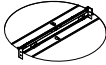

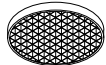
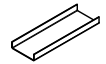




- | | |
|--|--|
| 01 - White ¹  | 03 - Black  |
| 02 - Satin Silver  | 28 - Wood Grain *  |
| 28 - Custom Color  | * Wood Grain Finish Available on Request |

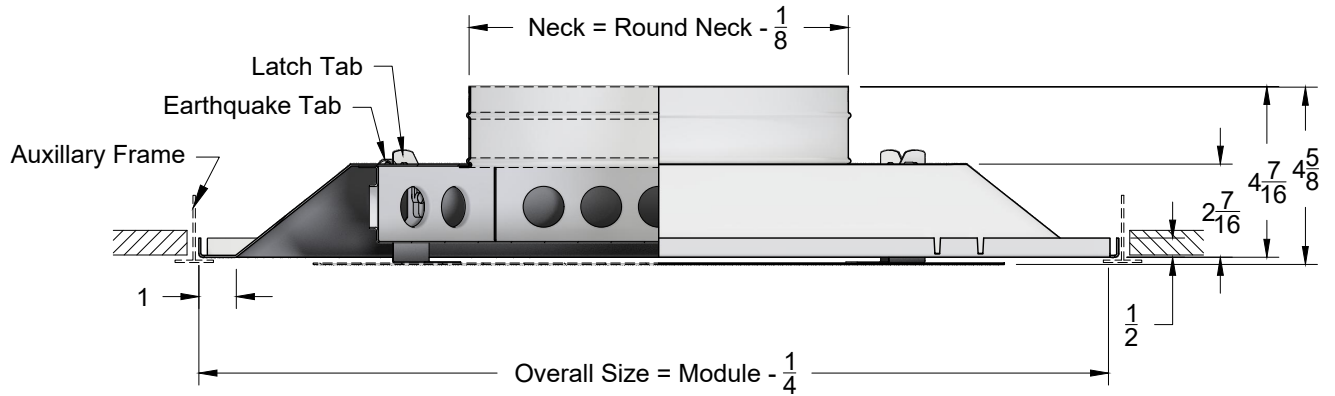
¹ White Finish is suitable for a primer coat if field painting is required.

CFD Throw Pattern Visualization




Optional Accessories:

-  BDS - Butterfly Damper
-  RSD - Radial Shutter Damper
-  G3 - Equalizing Grid
-  BO - Blank-Off
-  TBPF - T-Bar Plaster Frame
-  EQS - Earthquake Straps
-  FGBP - Fiberglass Backpan
-  2"BC - 2" Beaded Inlet Collar

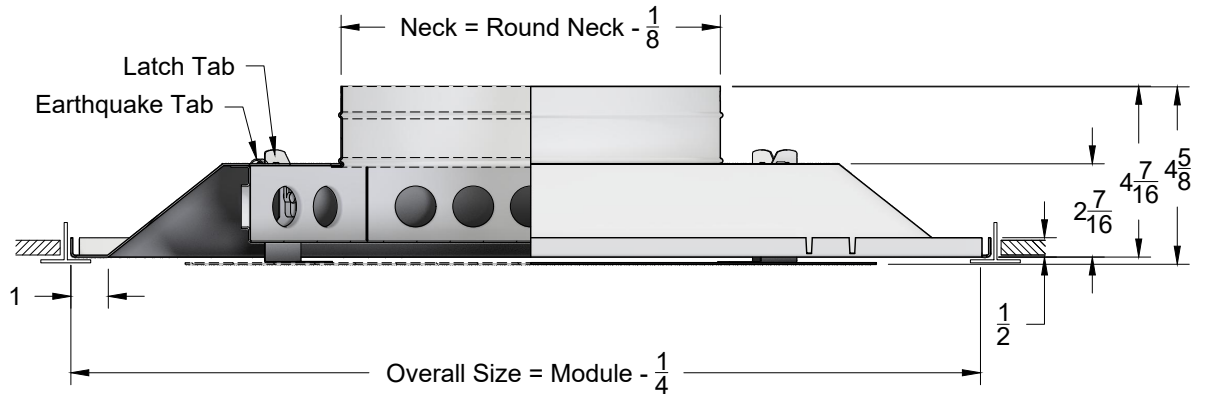


| |
|-------------|
| Module Size |
| 24 x 24 |

Face View




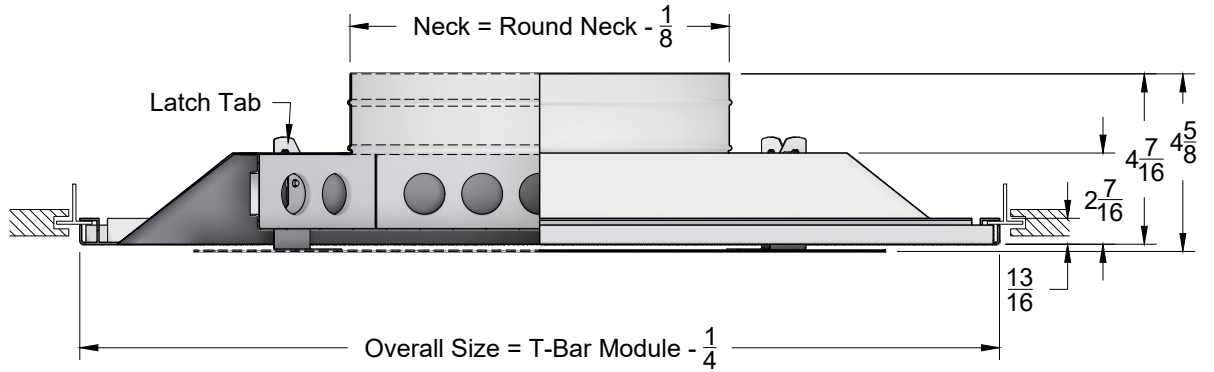
Note: For surface mount installations, use of plaster frame is recommended



| |
|-------------|
| Module Size |
| 24 x 24 |


Face View

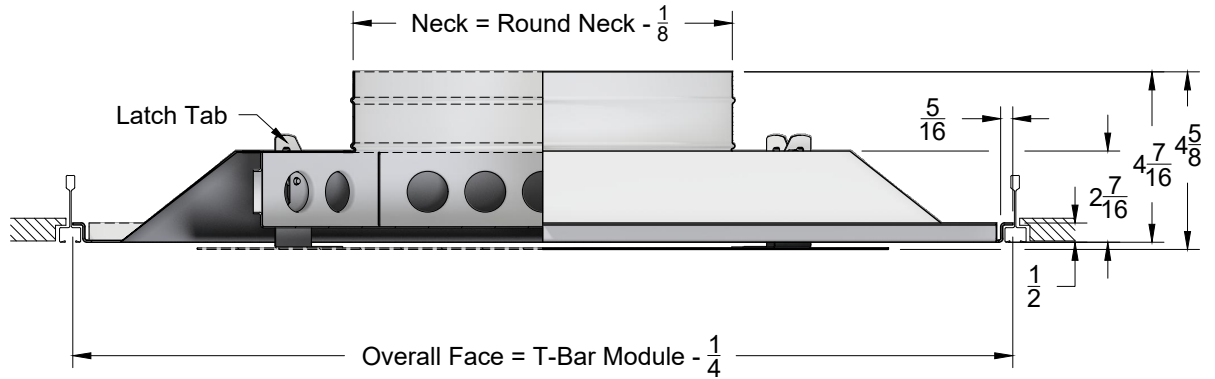




| |
|-------------|
| Module Size |
| 24 x 24 |

Face View





| |
|-------------|
| Module Size |
| 24 x 24 |

Face View

