



**Product Features:**


- Low Flow Core Ceiling Diffuser
- 360 Degree throw pattern
- Low flow core enables greater throws at lower airflow rates
- Excellent pressure and noise performance
- Available in steel and aluminum
- Fit multiple t-bar grid modules
- Available Neck Sizes: 6, 8, 10, 12, 14 and 15 inch
- Unique border styles available for various applications

**Finishes**

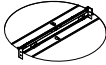

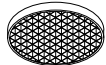
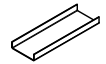




01 - White <sup>1</sup> 	03 - Black 
02 - Satin Silver 	28 - Wood Grain * 
28 - Custom Color 	* Wood Grain Finish Available on Request

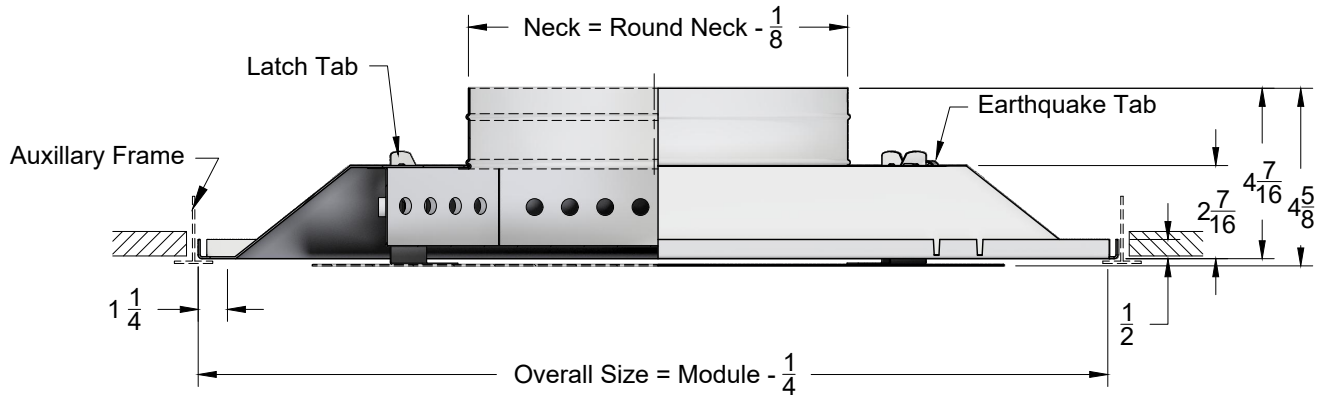
<sup>1</sup> White Finish is suitable for a primer coat if field painting is required.

**CFD Throw Pattern Visualization**




**Optional Accessories:**

-  BDS - Butterfly Damper
-  RSD - Radial Shutter Damper
-  G3 - Equalizing Grid
-  BO - Blank-Off
-  TBPF - T-Bar Plaster Frame
-  EQS - Earthquake Straps
-  FGBP - Fiberglass Backpan
-  2"BC - 2" Beaded Inlet Collar

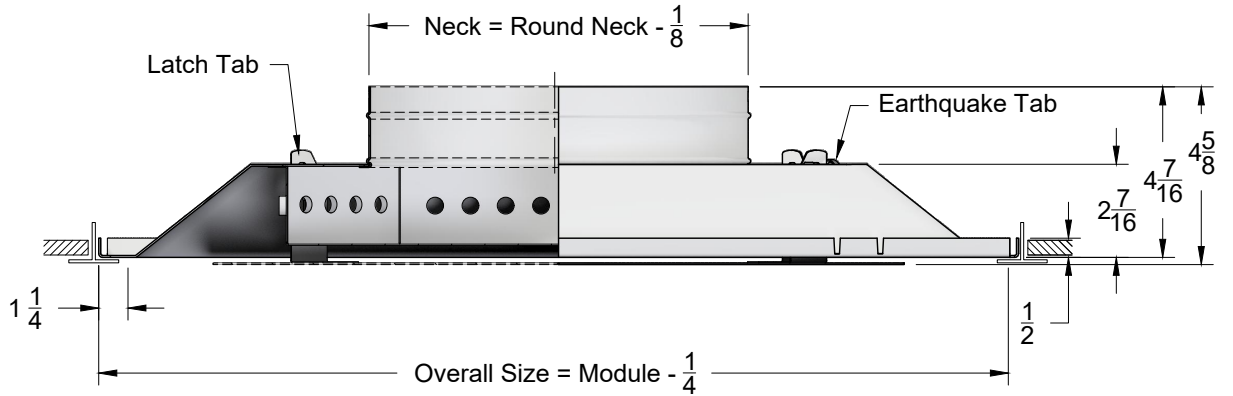


Module Size
24 x 24

**Face View**




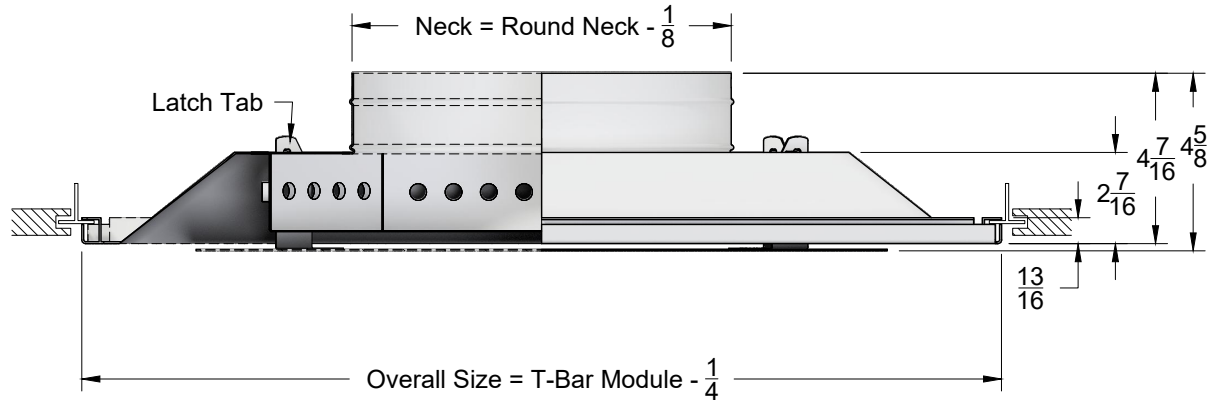
**Note:** For surface mount installations, use of plaster frame is recommended



Module Size
24 x 24


**Face View**

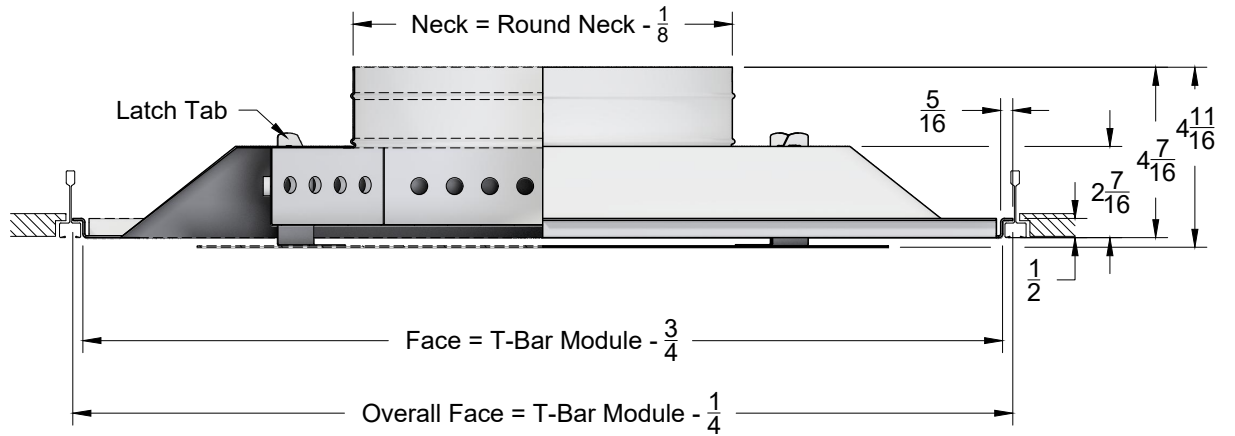




Module Size
24 x 24

**Face View**





Module Size
24 x 24

**Face View**

