








Product Features:


- Designed for surface mounting applications
- Uniform 360° discharge pattern
- Round face panel is removable for ease of installation
- Can be used effectively in heating and cooling application
- Available in aluminum and steel construction

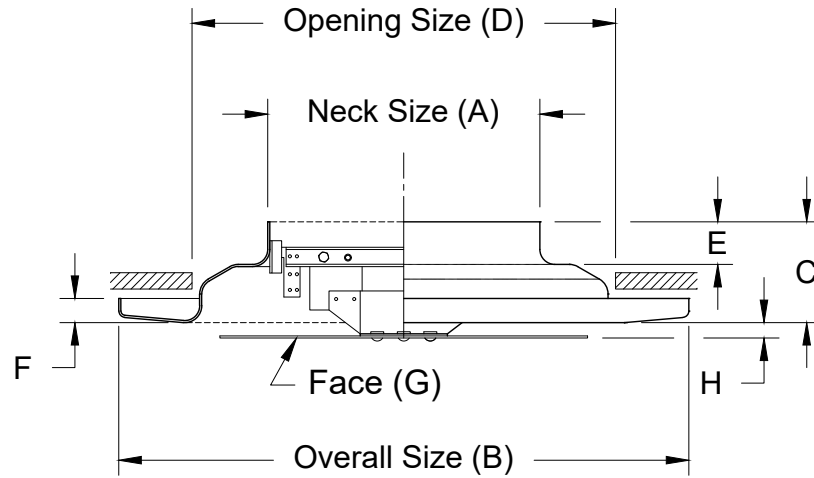
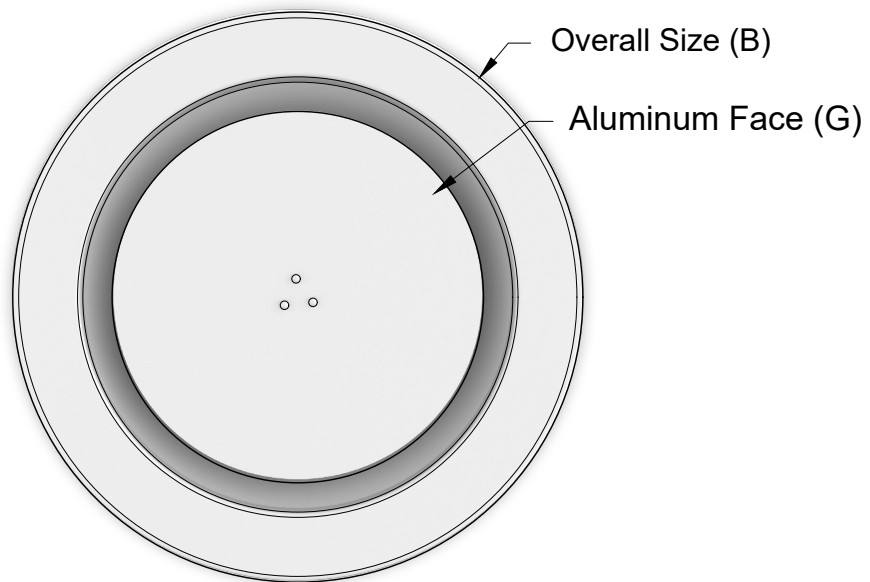
Finishes

- | | |
|--|---|
| 01 - White ¹
 | 03 - Black
 |
| 02 - Satin Silver
 | 24 - Mill
 |
| 28 - Custom Color
 | |

¹ White Finish is suitable for a primer coat if field painting is required.

CFD Throw Pattern Visualization

Optional Accessories:

-  BDS - Butterfly Damper
-  SD3 - Steel Radial Opposed Damper
-  D3 - Radial Opposed Damper
-  RSD - Radial Shutter Damper
-  G3 - Equalizing Damper
-  SC - Safety Chain


Side View

Face View

Size	A	B	C	D	E	F	G	H
6	5 3/4	16 5/8	2 15/16	11	3/4	5/8	9	3/4
8	7 3/4	16 5/8	2 15/16	11	3/4	5/8	9	3/4
10	9 3/4	22 3/16	3 5/16	17	1	7/8	14	7/8
12	11 3/4	22 3/16	3 5/16	17	1	7/8	14	7/8
14	13 3/4	29 1/4	4 3/16	22	1	7/8	19	7/8
16	15 3/4	29 1/4	4 3/16	22	1	7/8	19	7/8