



Product Features:

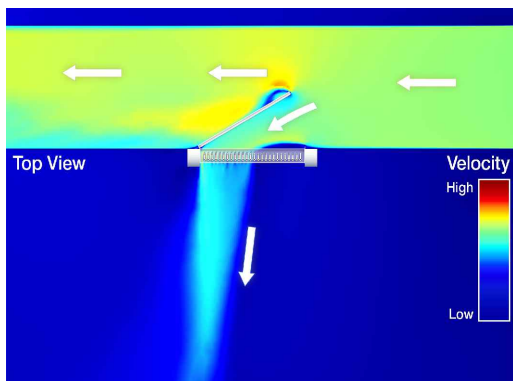
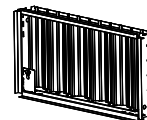
- Model SD41/42-U offers a universal frame style that fits a range of duct diameters
- Front blades are vertically oriented, with optional rear blades running horizontally
- Available in steel or aluminum construction
- SD41-U is single deflection with one set of adjustable blades
- SD42-U is double deflection with two set of adjustable blades
- Units can come with air scoop for airflow adjustment
- Features foam gasket to provide a tight fit onto round duct work

Finishes

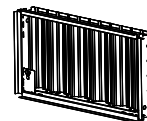
01 - White ¹	03 - Black
	
02 - Satin Silver	04 - Clear Anodized
	
28 - Custom Color	24 - Mill *
	

¹ White Finish is suitable for a primer coat if field painting is required.

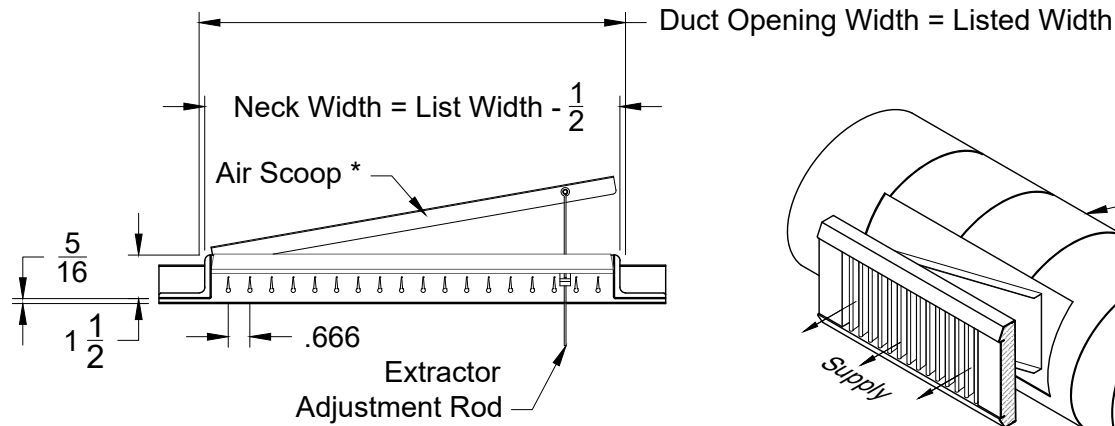
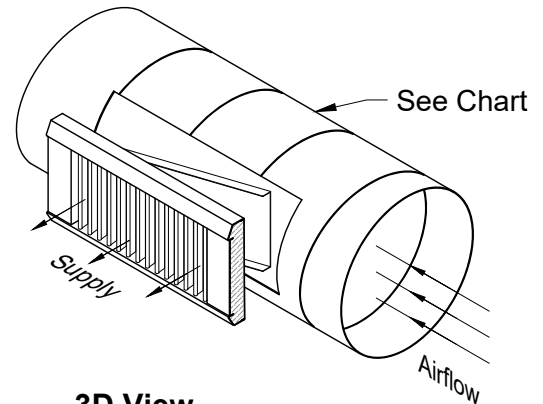
* Mill Finish only available for aluminum construction

CFD Throw Pattern Visualization

Optional Accessories:


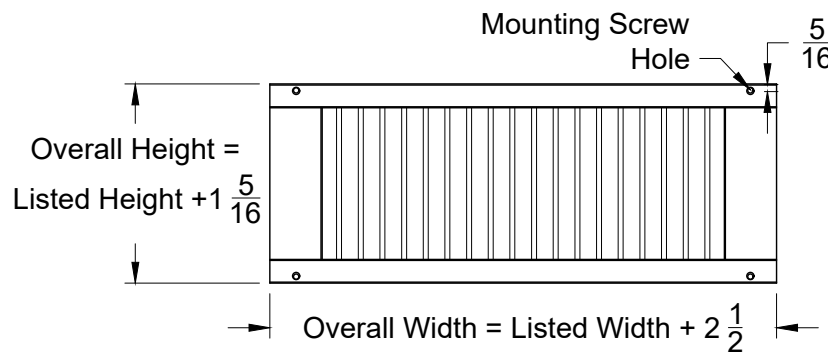
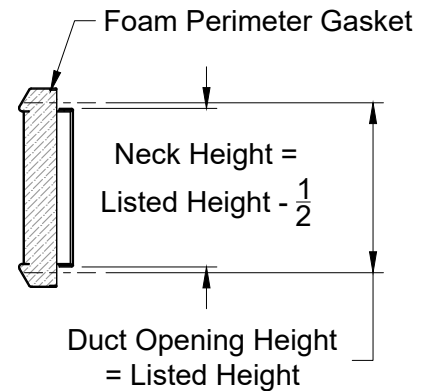
OBDE - Extruded Aluminum Opposed Blade Damper



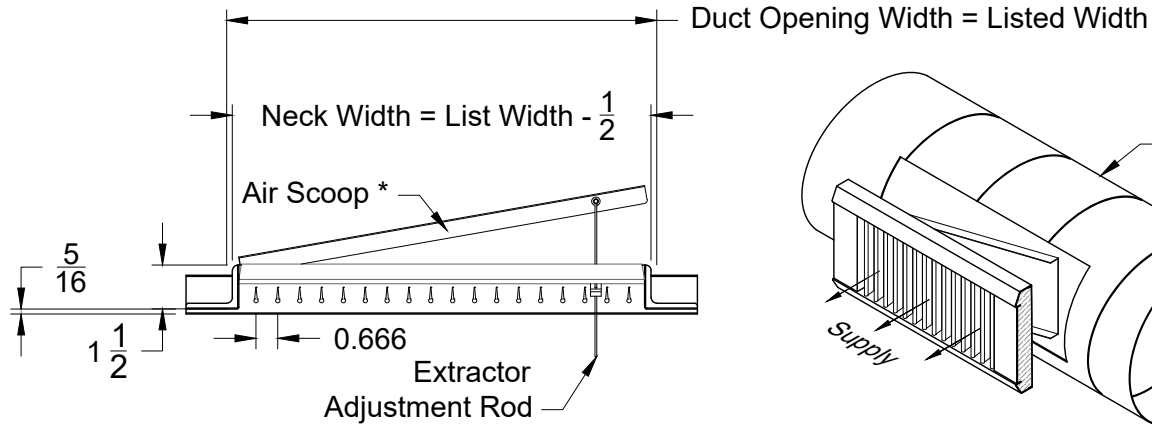
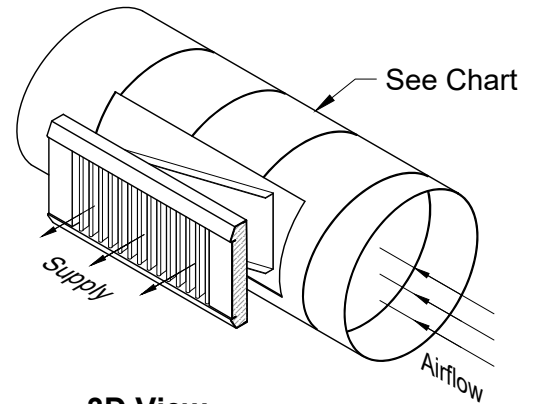
OBDA - Aluminum Opposed Blade Damper


Side View

3D View

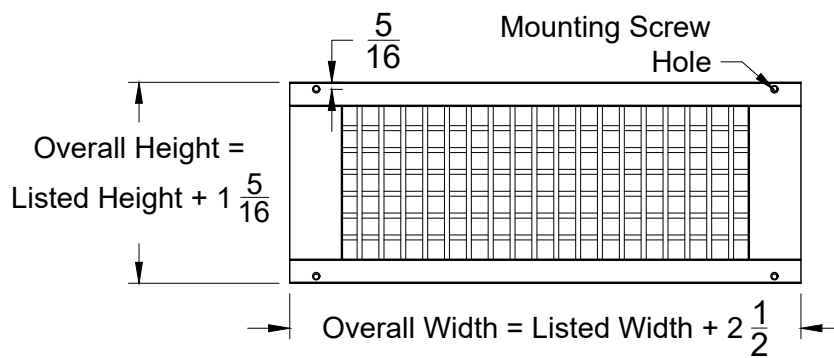
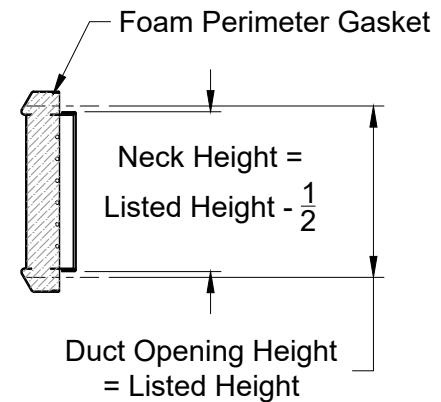
* Air Scoop is Standard construction on Supply Only


Face View

End View

Universal Spiral Table		
Listed Height	Duct Diameter Range (inches)	
	Minimum	Maximum
3	6	24
4	8	24
6	12	24
8	20	36
10	30	48
12	42	48


Side View

3D View

* Air Scoop is Standard construction on Supply Only


Face View

End View

Universal Spiral Table		
Listed Height	Duct Diameter Range (inches)	
	Minimum	Maximum
3	6	24
4	8	24
6	12	24
8	20	36
10	30	48
12	42	48